



# WOC-WTOC NEWSPAPER



No. 6 | SATURDAY 12<sup>th</sup> JULY 2014 | CAMPOMULO

## PENULTIMATE DAY RESULTS

READ MORE ON [page 2](#)



**MIDDLE  
DISTANCE  
ANALYSIS**

Page 3

**CAMPOMULO  
RELAY**

Page 11

**WTOC  
RESULTS**

Page 12

**5 DAYS  
OF ITALY  
RESULTS**

Page 14

# BILLSTAM (SWE) AND LUNDANES (NOR) TAKE GOLD

## WOC-WTOC IN ITALY: PENULTIMATE DAY

*Annika Billstam (SWE) is new Middle Distance female World Champion - Olaf Lundanes (NOR) seizes gold ahead of Hertner (SUI) and Kratov (UKR) - Johansson (SWE) and Mankus (LAT) new Pre-O World Champions WOC 2014: last day tomorrow with Relay races*

Annika Billstam of Sweden has today won the Middle Distance World title in Italy, in the WOC-WTOC 2014 penultimate day of competitions. Ida Bobach of Denmark and Tove Alexandersson of Sweden grabbed silver and bronze respectively.

On the men's side, Norway's Olav Lundanes managed to keep at bay Fabian Hertner of Switzerland and Oleksandr Kratov of Ukraine, and conquered his first ever Middle Distance World title.

Both male and female courses in Campomulo di Gallio (Veneto region) were both physically and technically challenging and Danish Ida Bobach seemed totally in control of the race from the beginning. Alexandersson was the only one able to challenge the Dane in the first part, while super favourite Minna Kauppi of Finland never entered the battle today. In the second half of the course, Annika Billstam pushed harder than anyone else and eventually crossed the finish line 22 seconds ahead of Bobach.

In the men's class, some sort of a big drama took place when the last competitors entered the arena. French superstar Thierry Gueorgiou was way ahead, but he eventually got disqualified as he skipped the sixth control. Olav Lundanes was then named the winner with Hertner in silver and Kratov in bronze.

The last WTOC competitions took place as well in Veneto region, today, and Michael Johansson of Sweden (cat. Paralympic) and Guntars Mankus of Latvia (cat. Open) have become the 2014 Pre-O World champions. The Croatia team was the first on the teams' table, ahead of Sweden and Latvia.

Last day of the WOC 2014 in Italy, tomorrow with the Relay events scheduled at 1pm, followed by the closing ceremony at 8pm in Lavarone.

Info: [www.woc2014.info](http://www.woc2014.info)

Download TV images:

<http://woc2014.broadcaster.it/>

### RESULTS MIDDLE DISTANCE:

#### Men

1 Lundanes Olav NOR 38:12; 2 Hertner Fabian SUI 38:30; 3 Kratov Oleksandr UKR 38:46; 4 Rollier Baptiste SUI 39:45; 5 Kyburz Andreas SUI 40:05; 6 Sild Lauri EST 40:39; 7 Kaas Carl Godager NOR 41:28; 8 Novikov Leonid RUS 41:29; 9 Bergman Gustav SWE 41:54; 10 Prochazka Jan CZE 41:57 (10)

#### Ladies

1 Billstam Annika SWE 37:03; 2 Bobach Ida DEN 37:25; 3 Alexandersson Tove SWE 37:27; 4 Luescher Sara SUI 38:37; 5 Fasting Mari NOR 38:53; 6 Moeller Alm Maja DEN 39:00; 7 Kinni Saila FIN 39:29; 8 Jansson Helena SWE 39:37; 9 Jenzer Sarina SUI 39:42; 10 Bagstevold Heidi NOR 40:01



# ANALYSIS

## WOC MIDDLE MEN

By Jan Kocbach and Stefano Raus



There were five runners who had the speed to win the WOC middle distance - Daniel Hubmann, Thierry Gueorgiou, Olav Lundanes, Fabian Hertner and Oleksandr Kratov. In the following analysis we go through where the race was decided - and why Lundanes was on top after 5.9 km with 290 meters climb.

The course setter Cristian Bellotto comments about the course: - *I tried to make a course where the runners needed to use different techniques to give the runners a mix of different challenges. This worked well today. Some people had problems when they had to change type of orienteering.* The course had four distinctly different parts - each discussed separately below.

### PART 1: THE OPEN KARST FOREST



Illustration 1: First part of the men's course.

The first part until control 4 which was quite open, stony typical karst forest. The challenge here was to keep high speed while finding the good runnable places and simplify the orienteering. Oleksandr Kratov mastered this part best, building up a 24 second lead on Olav Lundanes who was second at this place in the course. Lauri Sild, Baptiste Rollier, Andreas Kyburz and Daniel Hubmann also mastered this part very well.

Hertner had more problems - he was already 49 seconds behind at the 4th control. In the end Hertner was only 18 seconds from gold - this first part was crucial for him. Several other outsiders lost up to 2 minutes in this part (e.g. Valentin Novikov, Carl Godager Kaas and more).

Thierry Gueorgiou also had problems in this part - losing 41 seconds (in 7th place).

### PART 2: THE DENSE, TECHNICAL PART



Illustration 2: Second part of the men's course.

The second part of the course is the technical part (control 4 to 9). Dense vegetation, difficult to keep the direction, requires very careful orienteering and stopping to relocate if you lose track of where you are. This was the most decisive part of the race where many runners lost a lot of time. Olav Lundanes was best in this part (10:00), closely followed by Oleksandr Kratov and Fabian Hertner. However even Lundanes lost 21 seconds to control 8 and 13 seconds to control 9 - so this was a very tricky area which nobody really mastered.

A runner which really didn't master this area was Daniel Hubmann. He lost 3:52 to Olav Lundanes between control 4 and 9 - losing time on all controls. This is nearly all the time Hubmann is behind the gold medal at the end of the race. From control 9 to the finish, Hubmann beats Olav Lundanes. Gustav Bergman has also problems in this part of the course - losing 1:47 to Lundanes. Valentin Novikov also has problems in this part of the course - losing 3:33 to Lundanes, so has Pasi Ikonen losing 4:20. Edgars Bertuks has the biggest problems, losing 6:16 - of those 3:47 only on control 6.

The most crucial was of course Thierry Gueorgiou who forgot to take the 6th control. Actually Gueorgiou orienteered directly from control 6 to 7 when he was at control number 5. He noticed that it was far to the big path, but in this dense type of terrain it is not always easy to judge distances. So when he came to the path, he was at the wrong place, and used some time to relocate and find control 7. He did not understand that he had skipped the 6th control after being told in the finish.

**PART 3: THE STEEP GOOD RUNABLE PART**

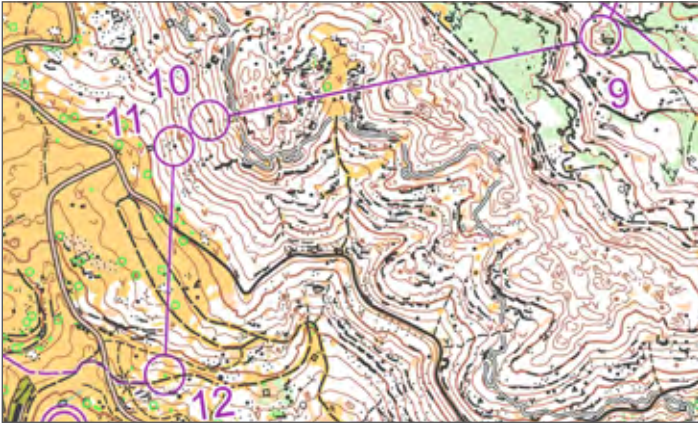


Illustration 3: Third part of the men's course.

The third part of the course is the steep part from control 9 until the arena passage. It consists of one long routechoice leg and two shorter legs with TV control and an easy control down to the arena.

Daniel Hubmann mastered this part best - winning this part with 24 seconds ahead of Gustav Bergman and Carl Godager Kaas. Olav Lundanes was 4th fastest in this part - best of the medal winners - losing 36 seconds to Hubmann. Kratov lost 10 seconds to Lundanes - Hertner lost 25 seconds to Lundanes. Baptiste Rollier loses more than a minute to Hubmann on this part (between control 9 and 12) - this is more than he is behind the medals.

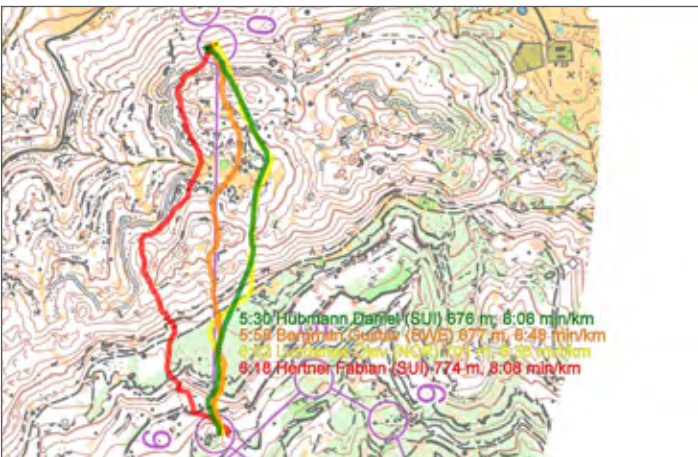


Illustration 4: Men's leg 9 to 10.

The most important leg of this part is the long leg to number 10 (see below; note that there is a new large path on top of the hill on the runners' map which is not on the online maps - the competition maps had to be reprinted with this new path on one week ahead of the competition). Here Hubmann takes the correct route choice - running to the right and using the path on the top of the hill. Lundanes runs approximately the same route, but more S-shape - losing most of the time in the steep uphill. Hertner runs left and loses 48 seconds to Hubmann. Bergman as always tries to run the way birds fly, and on this leg this is a bit too tough.

**PART 4: THE FAST PART - BUT WITH TECHNICAL CHALLENGES**

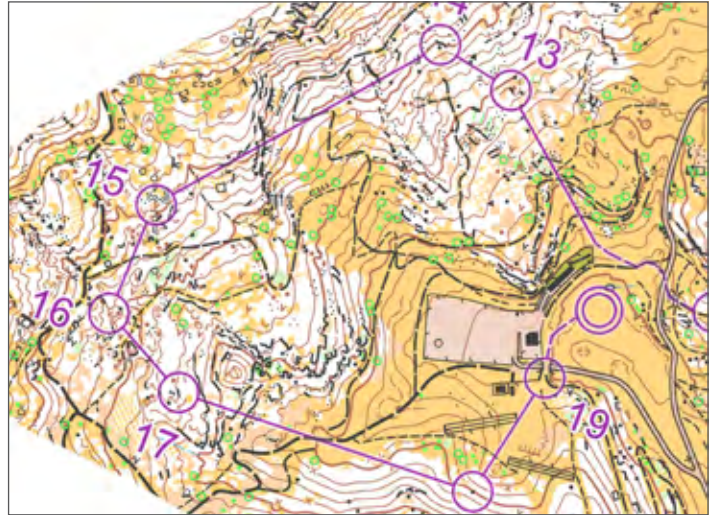


Illustration 5: Fourth part of the men's course.

The fourth and last part of the course (from control 12 to the finish) is the fastest part - partly on open meadows and partly in quite good runnable forest. The tough uphill after the arena passage makes the controls right after the arena passage extra challenging. Also the long leg to control 15 is challenging.

Fabian Hertner is fastest in this part of the course - running it in 12:34 - 21 seconds ahead of Andreas Kyburz. Lundanes is third - losing 33 seconds to Hertner. Kratov loses 1:16 - of those 44 seconds are on the leg to control 15 - and with that he loses the gold medal. Hubmann loses a lot of time also in this part of the course - 1:17 to Hertner - most of it on the leg to control 15 due to a mistake in the control circle.

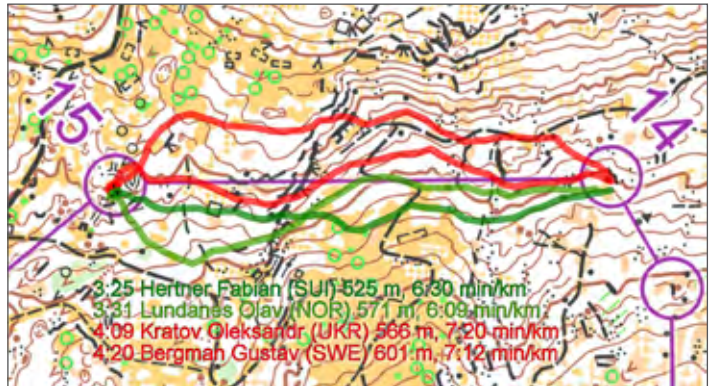


Illustration 6: Leg 14-15 in the men's course.

The most decisive leg in this part is the long leg to number 15 (see below). Here Hertner is fastest taking a route where he goes down in the slope. Lundanes loses only 6 seconds - going a bit further down on the last part of the leg. Kratov and Bergman both go up and lose between 30 and 45 seconds. Kratov loses time both in the first part of the leg where he does not find areas with good runnability and in the control circle where he gets insecure. Bergman loses time in the last half of the leg.

**SUMMARY: THE BEST RUNNER WON**

Oleksandr Kratov, Olav Lundanes, Daniel Hubmann and Fabian Hertner won one of the terrain parts each. The winner in this very varied middle distance course was the runner who proved that he mastered all the different terrain types, Olav Lundanes. Daniel Hubmann finished without a medal after having too big problems in the most technical part. Oleksandr Kratov had too big problems in the last part - and Hertner had problems in the most technical part.

# ANALYSIS

## WOC MIDDLE WOMEN

By Jan Kocbach and Stefano Raus

There were three runners who had the speed to win the WOC middle distance - Annika Billstam, Ida Bobach and Tove Alexandersson. In the following analysis we go through where the women's race was decided.

There were made a lot of mistakes in the women's class, even among the top finishers - just as for the men. The course setter Cristian Bellotto comments about the winning times: - I was a bit unhappy that the winning times were around 3 minutes longer than estimated, but I did not think they would do so many mistakes. "Superman" in the split times [the sum of the best split times on all legs] runs exactly the estimated time for both men and women. As for the men's course, the course had four distinctly different parts - each discussed separately below. The build-up of this article is the same as for the men. It can be an advantage to read the men's analysis before as there are some references to the men's analysis in this article.

### PART 1: THE OPEN KARST FOREST

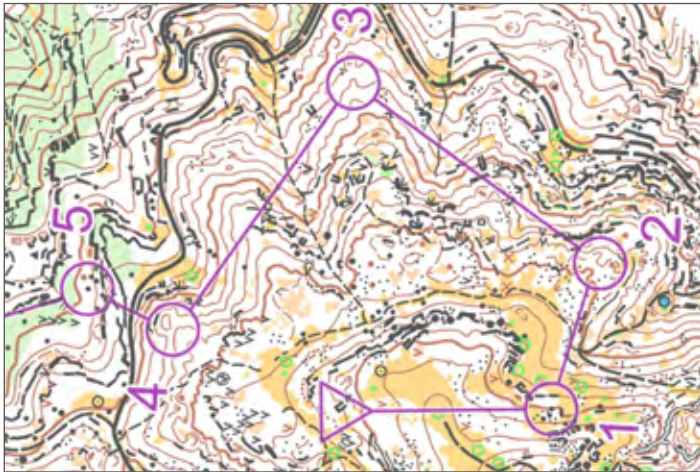


Illustration 1: Women's course part 1.

The first part until control 5 which was quite open, stony typical karst forest. The challenge here was to keep high speed while finding the good runnable places and simplify the orienteering. Lizzie Ingham mastered this part of the course best - being at the lead at control 5 in 10:03 - 2 seconds ahead of Ida Bobach. Heidi Bagstevold, Tove Alexandersson and Tone Wigemyr were closest.

Annika Billstam and Helena Jansson lost some time in this area - they are 45/47 seconds behind Ingham at control 5. Mari Fasting loses 1:30 and is caught by Ida Bobach already at the 3rd control. They run together for the rest of the course. From the split times it looks like they were changing the lead.

There are some legs with interesting route choices in this area. The leg to control 3 is where Billstam loses a lot of time. She runs down to the road - losing 43 seconds to Tove Alexandersson who runs straight. Sarina Jenzer runs up and loses 3:15. Ida Bobach runs direct and loses nearly half a minute.

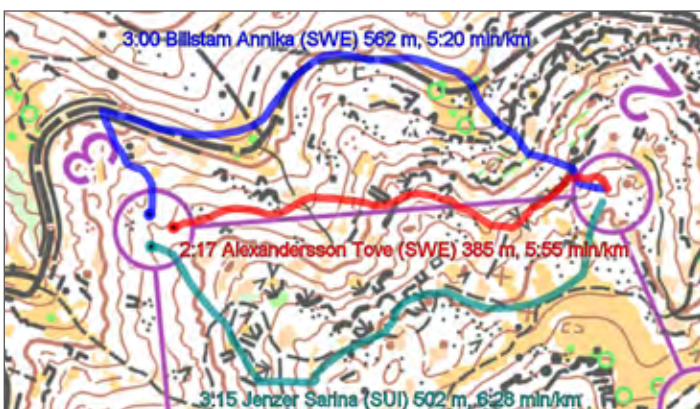


Illustration 8: Women's leg 2-3.

To control direct is still the best choice - but this time Alexandersson chooses to run down to the road - losing more than half a minute. Billstam runs a middle variant in the slope, losing nearly as much time as Alexandersson.

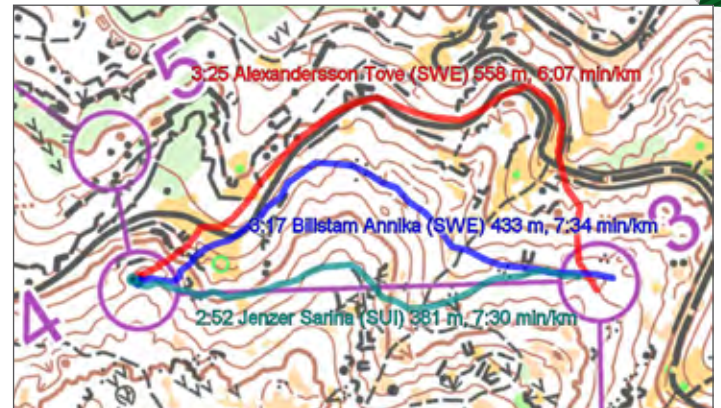


Illustration 8: Women's leg 3-4.

### PART 2: THE DENSE, TECHNICAL PART

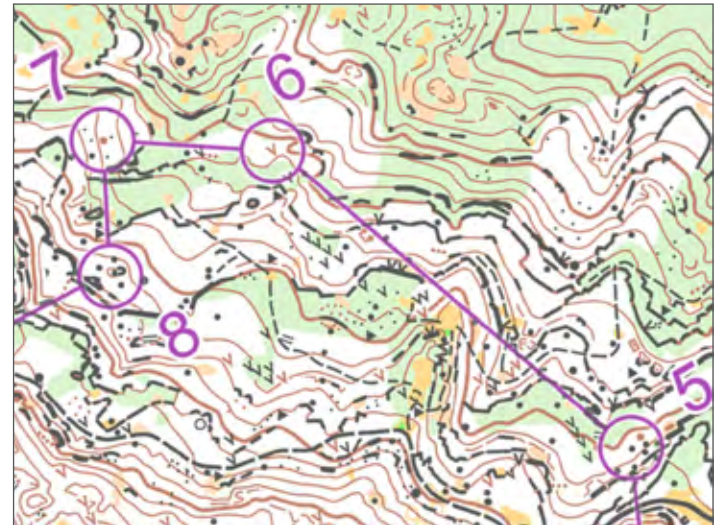


Illustration 4: Women's course part 2.

The second part of the course is the technical part (control 5 to 8). Dense vegetation, difficult to keep the direction, requires very careful orienteering and stopping to relocate if you lose track of where you are. This was the most decisive part of the race for the men, but the women barely touched this area - having overall an easier course.

Tove Alexandersson was best in this part of the course - 5 seconds ahead of Annika Billstam. Ida Bobach loses half a minute. Ingham - the leader after the first part - loses 2:27 and with that many places on the final results. Tone Wigemyr loses 3:31 in this part of the course.

**PART 3: THE STEEP GOOD RUNABLE PART**

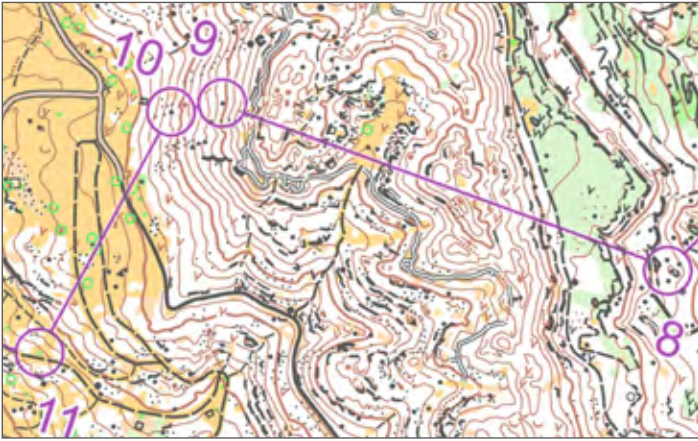


Illustration 5: Women's course part 3.

The third part of the course is the steep part from control 8 until the arena passage. It consists of one long routechoice leg and two shorter legs with TV control and an easy control down to the arena.

Fastest in this part is Ida Bobach. Billstam loses 13 seconds - Alexandersson 37 seconds. As for the men, the long leg was the most important in this part of the course. The leg was the same as for the men - and again the best route choice was going to the right and using the track on the top of the hill. Bobach and Billstam chose this variant. Alexandersson chose to run to the left - losing more than 45 seconds to Bobach. Helena Jansson also ran left and lost even more time.

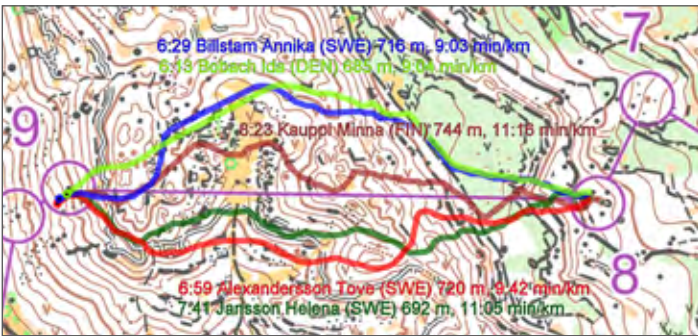


Illustration 8: Women's leg 8-9.

**PART 4: THE FAST PART - BUT WITH TECHNICAL CHALLENGES**

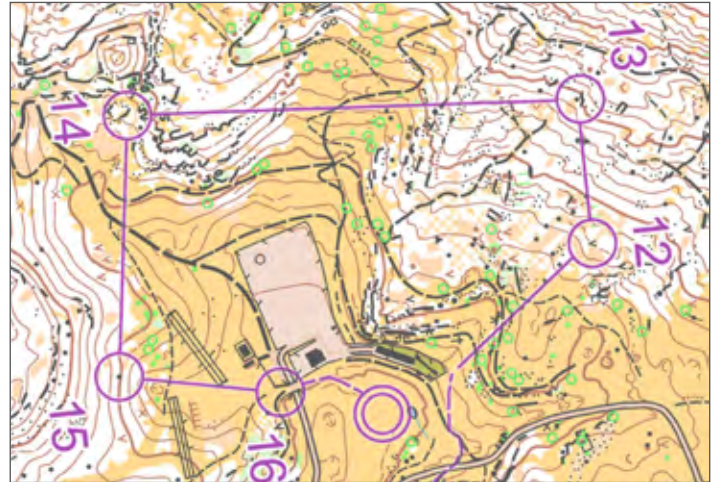


Illustration 7: Women's course part 4.

The fourth and last part of the course (from control 11 to the finish) is the fastest part - partly on open meadows and partly in quite good runnable forest. The tough uphill after the arena passage makes the controls right after the arena passage extra challenging. Also the long leg to control 14 is challenging.

Going into this part, Ida Bobach is in the lead ahead of Tove Alexandersson with Annika Billstam in third. Annika Billstam is clearly fastest in this part of the course - winning it with 22 seconds ahead of Sara Lüscher - with this deciding the World Championships middle distance in her favour. Bobach loses 53 seconds to Billstam in this part of the course - running faster than Billstam the first two controls after the arena passing, but then missing the 14th control (see below) with more than one minute. Alexandersson also loses nearly 40 seconds to Billstam - losing all of the time (and more) to the first control after the arena passing (control 12) - a quite easy control at the edge of the meadow.



Illustration 8: Women's leg 13-14.



**SUMMARY: THE RUNNER WITH FEWEST MISTAKES WON**

Annika Billstam, Tove Alexandersson, Ida Bobach and Lizzie Ingham won one of the terrain parts each. As for the men, the winner in this varied middle distance course was the runner who proved that she mastered all the different terrain types, Annika Billstam. She did not have the highest speed, but except for the non-optimal routechoices early in the course, Billstam did an excellent technical race. Ida had problems in the last part of the race which Alexandersson did several small mistakes in all parts of the race.

WOMEN MAP

# Campomulo

Scala 1:10.000  
 Equidistanza 5 metri  
 Realizzazione 2014

Cartografia: Sergey Skripko,  
 Igor Leontev, Gennady Yashpatrov  
 Coordinamento: Augusto Cavazzani  
 Omologazione: n° CO 729 Gabriele Bettega  
 Stampa: a cura di Edizioni31 - Trento

WORLD ORIENTEERING CHAMPIONSHIPS "TRENTINO - VENETO"



31st WORLD ORIENTEERING CHAMPIONSHIPS  
 11 July 2014 - MIDDLE



WOC 2014, Middle  
 Course Setter: Cristian Bellotto



WOC 2014, Middle distance			
Women	5,0 km	230 m	
1	32	→	▲
2	33	↘	▲
3	35	↘	▲
4	36	↘	▲
5	38	↘	▲
6	39	∇	○
7	40	•	○
8	41	○	○
9	50	▲	○
10	51	▲	○
11	53	▲	○
12	54	∇	○
13	56	▲	○
14	60	▲	○
15	61	▲	○
16	100	▲	○



**MEN MAP**

# Campomulo

Scala 1:10.000  
Equidistanza 5 metri  
Realizzazione 2014

Cartografia: Sergey Skripko,  
Igor Leontev, Gennady Yashpatrov  
Coordinamento: Augusto Cavazzani  
Omologazione: n° CO 729 Gabriele Bertega  
Stampa: a cura di Edizioni31 - Trento

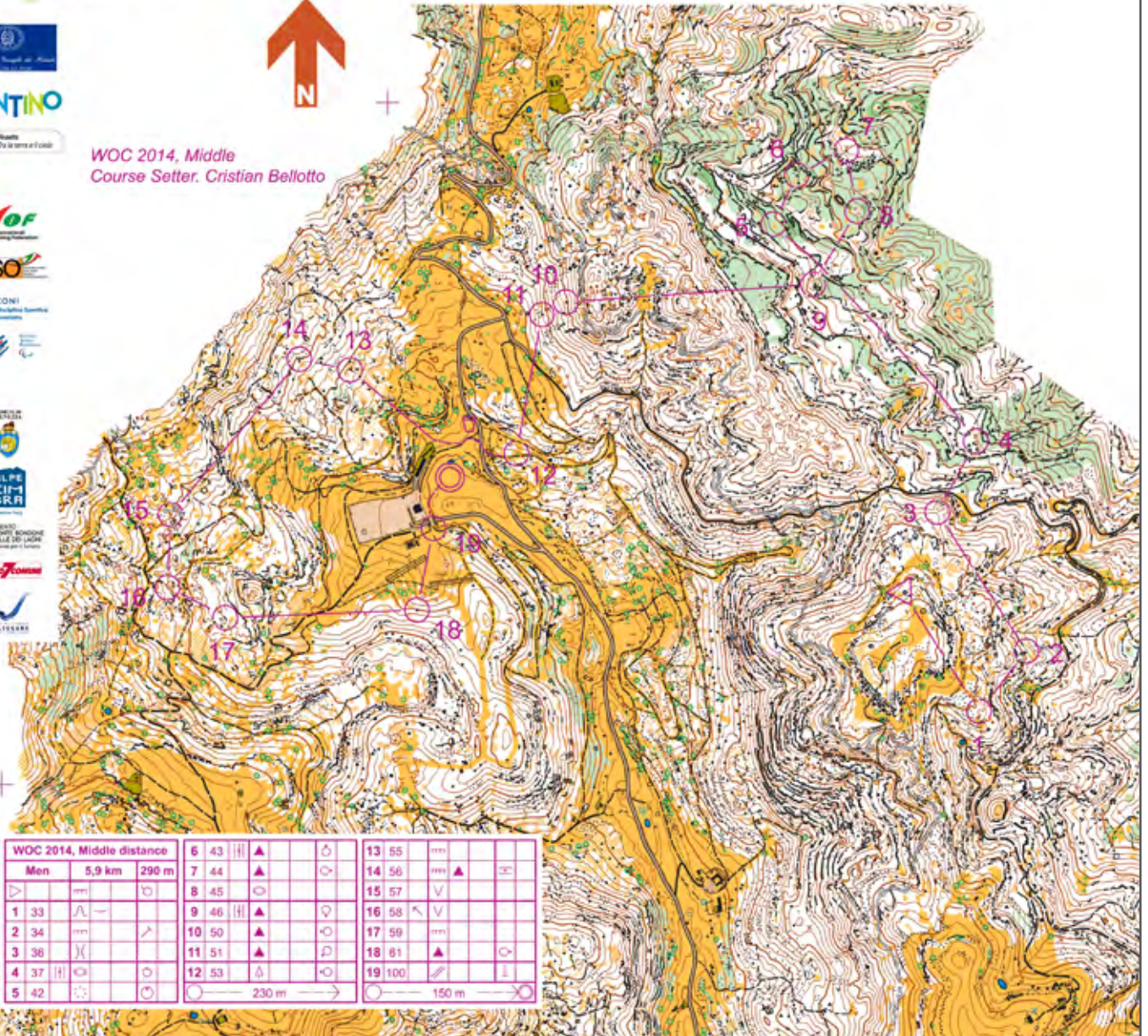
WORLD ORIENTEERING CHAMPIONSHIPS "TRENTINO - VENETO"



31st WORLD ORIENTEERING CHAMPIONSHIPS  
11 July 2014 - MIDDLE



WOC 2014, Middle  
Course Setter: Cristian Bellotto



WOC 2014, Middle distance											
Men	5,9 km	290 m		6 43		▲	○	13 55	mm		
▶		mm	○	7 44		▲	○	14 56	mm	▲	○
1 33	Λ	—		8 45	○			15 57	√		
2 34	mm		Λ	9 46		▲	○	16 58	Λ	√	
3 36	)(			10 50		▲	○	17 59	mm		
4 37		○		11 51		▲	○	18 81	▲		○
5 42	○		○	12 53	△		○	19 100	Λ	mm	△

○ — 230 m →

○ — 150 m →





FEASR



REGIONE del VENETO



PROGRAMMA  
2007  
OPSR  
1VEN  
3ETO



Fondo europeo agricolo per lo sviluppo rurale: l'Europa investe nelle zone rurali



# ASIAGO

*sole, verde, aria,  
gioia di vivere la montagna*

*sun, green, air, joy of living the mountain*

CONSORZIO TURISTICO

**ASIAGO 7 COMUNI**

[www.asiago.to](http://www.asiago.to)

# PROGRAM

SATURDAY 12<sup>th</sup> JULY

morning	<p><b>IT Commission meeting</b> Event Centre - Lavarone 8.30 CEST - 11.30 CEST</p> <p><b>Council meeting</b> Hotel Astoria - Lavarone 9.00 CEST - 12.00 CEST</p>	<p><b>PreO RELAY demonstration</b> Lavarone 9.00 CEST - 12.00 CEST</p>	<p><b>Day 5</b> Campomulo (Gallo) 09.30 CEST - 12.30 CEST</p>
	<p><b>IT Commission meeting</b> Event Centre - Lavarone 17.00 CEST - 20.00 CEST</p>	<p><b>RELAY Final</b> Campomulo (Gallo) 13.00 CEST - 16.45 CEST</p> <p><b>Relay Medal Ceremony</b> Campomulo (Gallo) 17:00 CEST</p>	
evening		<p><b>CLOSING CEREMONY and banquet</b> Lavarone 20.00 CEST</p>	

Saturday 12 July



# CAMPOMULO

Campomulo is part of Asiago karstic highland, at 1500-1700 meters above sea level. The landscape is characterized by many terraces, divided by steeper areas. The vegetation varies from alpine pastures to open forest, mainly coniferous, and the ground surface is very rocky through-

out reducing the runnability in the forest. Trenches from World War are very common in this area. The network of paths, tracks and roads is not very dense. Cross country ski tracks exist in parts of the area.

## RELAY

### CAMPOMULO 12.07.2014

#### COURSE AND TERRAIN

COURSE PLANNER: CRISTIAN BELLOTTO

CONTROLLER: AARON GAIO

MAP: SERGEY SKRIPKO-GENNADY YASHPATROV-IGOR LEONTEEV

#### MEN

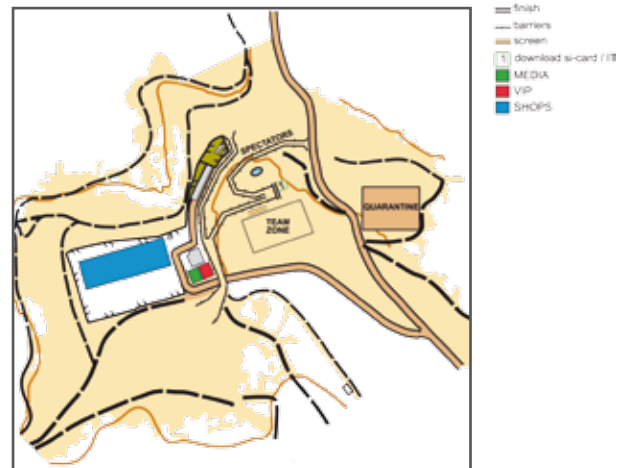
COURSES	LENGTH	CLIMB	CONTROLS	WINNING TIME	MAP SCALE	CONTOUR INTERVAL	MAP SIZE	MAXIMUM TIME
LEG 1,2	6.1-6.2 km	275-285	18	37 minutes	1:10000	5 m	30x30 cm	
LEG 3	6,7-6.9 km	310-315	16	41 minutes	1:10000	5 m	30x30 cm	
TOT				<b>115 minutes</b>				<b>270 min</b>

#### WOMEN

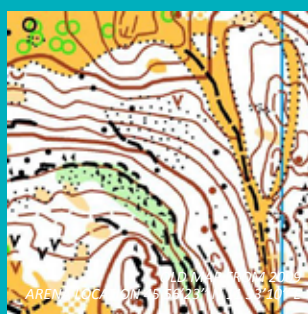
COURSES	LENGTH	CLIMB	CONTROLS	WINNING TIME	MAP SCALE	CONTOUR INTERVAL	MAP SIZE	MAXIMUM TIME
LEG 1,2	4.6-4.7 km	245-255	18	33 minutes	1:10000	5 m	30*30 cm	
LEG 3	4,9-5,1 km	250-265	16	35 minutes	1:10000	5 m	30*30 cm	
TOT				<b>101 minutes</b>				<b>240 min</b>



Details on:  
[http://www.woc2014.info/documenti/bulletin\\_4\\_WOC.pdf](http://www.woc2014.info/documenti/bulletin_4_WOC.pdf)



The WOC week always ends with exciting relays. How will your country's team do in the forests of Campomulo? The terrain will be the same of the Middle and also the Arena. Last year Dmitry Tsvetkov decided a very tight and exciting WOC relay for Russia on the last leg – orienteering and running away from Sweden's Gustav Bergman and the big surprise Denys Shcherbakov for Ukraine. Norway won gold in the women's relay after a great team performance steadily from start until finish while the other teams had problems with the tricky and strongly forked courses. A clear silver medal went to Finland with Minna Kauppi on the last leg – Kauppi was very happy to finally get a medal on home ground.



## WOC 2013: RELAY

### VUOKATTI, FINLAND

*Back to overview*

#### MEN RELAY

- 1 Russia (Novikov Novikov Tsvetkov)
- 2 Sweden (Holmberg Öberg Bergman)
- 3 Ukraine (Ushkvarok Kratov Shcherbakov)
- 4 Switzerland (Merz Hubmann Kyburz)
- 5 Finland (Boström Lakanen Föhr)
- 6 Norway (Østerbø Kaas Dæhli)

#### WOMEN RELAY

- 1 Norway (Bagstevold Nordberg)
- 2 Finland (Niemi Fincke Kauppi)
- 3 Switzerland (Luescher Wyder Niggli)
- 4 Sweden (Johansson Billstam Alexandersson)
- 5 Czech Republic (Haldin Jurenikova Brozkova)
- 6 Russia (Vinogradova Nyberg Ryabkina)

# GUNTAS MANKUS AND MICHAEL JOHANSSON GOLD MEDAL IN PREO; CROATIAN TEAM ON TOP

by Alberto Grilli

*Aspectacular second stage in Campomuletto was decisive for the final places in PreO World Championships; Latvian Mankus and Swedish Wiksell separated by only 37 seconds; convincing success for Johansson in the Paralympic class and surprising Croatians.*

Sunny weather for the second stage in PreO World Championships at Rifugio Campomuletto, over the small town Gallio.

The course by Roberto Manea was very tricky in the first controls and then much easier; the competitors needed to check carefully all the stones, in order to see which one were mapped and which not, and also the various green dots and spots representing small and big coniferous trees; much attention was required also for the terrain forms and the height difference.

No one among the 99 competitors completed his course without mistakes; only 9 people in the Open class and one in the Paralympic class obtained a score of 19/20.




The Latvian Guntars Mankus and the Swedish Marit Wiksell were the only 2 athletes of the head group of the 1st stage with only 1 mistakes and the Latvian could get the gold medal thanks to his performance at the timed controls.

The best of the 2nd day, the Ukrainian Kyrychenko, missed the podium for only 7 seconds against the Norwegian Øien. The leader after Day 1, Elvio Cereser, went back to 16th place.

In the Paralympic class no problem for The world and european champion Michael Johansson, gold medal with 2 points gap on his teammate and former world champion Ola Jansson; bronze for the best in Campomuletto, John Crosby from Great Britain.

The Croatian team recovered form the poor performance in Millegrobbe and grabbed the gold medal thanks to 19 points from both Ivo Tisljar and Zdenko Horjan and 18 points from Ivica Bertol. Sweden had to settle for silver ahead of Latvia, which relegated Ukraine to another fourth place.





# 5 DAYS OF ITALY

## 1<sup>st</sup> OVERALL

### M Elite (105)

Rg	Pett Nome	An. Società	Naz	T1	T2	T3	T4	T5	Tempo					
1	1561 Matthias Merz	84 OLG Rymenzburg	SUI	51:56	5	17:58	4	33:42	1	1:14:52	2	36:56	2	3:35:24
2	1026 Anton Sjøkvist	91 Stora Tuna OK	SWE	48:13	2	19:53	26	34:59	2	1:14:25	1	40:02	10	3:37:32
3	225 Oskar Ljungqvist	90 IK Hakarpojnkarna	SWE	54:32	8	18:21	7	36:22	5	1:16:57	5	38:46	6	3:44:58
4	644 Philipp Sauter	89 OLG Chur	SUI	56:51	16	18:38	9	36:50	7	1:16:14	4	38:29	5	3:47:02
5	1025 Joakim Svensk	91 Stora Tuna OK	SWE	45:54	1	20:38	38	36:01	3	1:24:29	18	42:09	21	3:49:11
6	702 Einari Heinaro	91 Helsingin Suunnistajat	FIN	1:01:26	30	18:01	5	36:11	4	1:16:09	3	38:13	4	3:50:00
7	128 Sindre Rønning	93 Fossum IF	NOR	56:13	13	17:46	2	37:48	13	1:17:48	6	41:10	13	3:50:45
8	910 Tuomas Mattila	83 Vehkalahden Veikot	FIN	50:50	3	21:04	44	36:35	6	1:22:37	12	41:14	15	3:52:20
9	1656 Daniel Hájek	89 Orienteering Tarzo a.s.d.	ITA	1:00:40	26	17:36	1	36:56	10	1:20:55	11	39:11	7	3:55:18
10	1596 Martin Binder	84 SPORTUNION Klagenfurt	AUT	55:08	10	18:27	8	37:44	12	1:20:14	8	44:44	30	3:56:17

### W Elite (52)

Rg	Pett Nome	An. Società	Naz	T1	T2	T3	T4	T5	Tempo					
1	635 Elin Hemmyr Skantze	86 Järä IF OK	SWE	48:28	5	17:24	3	34:43	1	1:00:07	1	46:38	1	3:27:20
2	416 Mirjam Hellmüller	92 OLG St. Gallen / Appenzell Linköpings	SUI	51:03	6	17:33	4	36:32	4	1:05:21	2	51:40	6	3:42:09
3	379 Fredrika Vångell	87 Orienteringsklubb	SWE	54:48	9	18:17	6	35:36	3	1:08:55	8	47:50	2	3:45:26
4	1096 Adéla Jakobová	90 SK Praga	CZE	47:19	4	17:35	5	41:28	16	1:08:32	6	52:19	7	3:47:13
5	1697 Perrine Obstetar	90 JOG-Team	FRA	46:07	3	17:10	2	41:11	15	1:09:30	9	58:21	17	3:52:19
6	1622 Laura Robertson	93 Orienteering Hutt Valley Badenoch and Strathspey	NZL	1:00:37	15	17:03	1	37:48	7	1:08:45	7	49:40	4	3:53:53
7	1558 Jessica Tullie	87 OC	GBR	1:00:04	14	20:16	18	36:55	5	1:08:14	5	54:25	11	3:59:54
8	1547 Anneke Hald Bjørgum	92 Kristiansand OK	NOR	56:02	10	21:31	26	45:53	26	1:07:16	3	52:20	8	4:03:02
9	980 Ane Linde	86 OK PAN Aarhus	DEN	1:01:04	17	19:24	13	40:57	14	1:07:28	4	54:55	12	4:03:48
10	762 Mia Taini	80 Jämsän Retki-Veikot	FIN	54:07	8	20:07	17	37:50	8	1:11:34	13	1:01:03	23	4:04:41

### M 14 (54)

Rg	Pett Nome	An. Società	Naz	T1	T2	T3	T4	T5	Tempo					
1	1500 Michal Boranek	00 Hana Orienteering	CZE	18:51	1	11:20	7	27:25	3	23:24	3	16:57	4	1:37:57
2	817 Eerik Nurminen	00 Hiiltomiehet LOISIR ORIENTATION	FIN	19:42	4	10:36	2	28:02	4	23:07	2	16:41	2	1:38:08
3	896 Sabin Coupat	00 UNION PIERR	FRA	19:14	2	11:19	6	28:32	5	22:22	1	20:43	15	1:42:10
4	1270 Daniel Bogren	00 IF Hagen	SWE	24:51	11	11:28	8	24:56	1	24:34	6	17:26	5	1:43:15
5	1519 Mikulas Jirka	00 Hana Orienteering	CZE	26:10	14	10:33	1	26:50	2	24:00	4	16:20	1	1:43:53
6	1164 Damiano Bettiga	01 G.S. Pavione - Imèr	ITA	27:11	17	10:36	2	28:44	6	24:00	4	17:59	7	1:48:30
7	867 Simen Spets Storhov	01 Freidig - Storhov	NOR	19:36	3	12:58	18	30:30	10	25:35	8	22:45	19	1:51:24
8	1361 Victor Hansson	00 Jönköpings OK	SWE	20:48	7	11:05	4	36:55	16	26:24	9	16:42	3	1:51:54
9	65 Hugo Djurstedt	01 Eksjö sok	SWE	26:58	16	12:26	13	28:44	6	29:57	13	18:31	9	1:56:36
10	850 Guillaume Eyen	00 FRSO Belgium	BEL	20:01	6	13:03	19	33:15	12	30:33	14	19:54	10	1:56:46

### M 16 (61)

Rg	Pett Nome	An. Società	Naz	T1	T2	T3	T4	T5	Tempo					
1	697 Tuomas Heikkilä	98 Helsingin Suunnistajat	FIN	18:44	1	11:49	2	34:15	3	31:49	2	23:32	1	2:00:09
2	800 Timo Suter	98 OLG Cordoba Rütihof	SUI	21:08	2	11:36	1	33:26	1	31:19	1	27:47	3	2:05:16
3	1276 Jørgen Baklid	99 Konnerud IL	NOR	21:44	3	12:19	6	39:06	10	36:55	13	25:33	2	2:15:37
4	236 Elias Jonsson	99 Nydalens Skiklub	NOR	25:07	10	12:13	5	34:34	4	36:19	11	29:27	6	2:17:40
5	393 Laurits Bidstrup Møller	98 Silkeborg OK	DEN	23:27	5	13:16	11	36:57	6	35:54	9	30:44	9	2:20:18
6	439 Cesare Mattioli	98 d'Orientamento M Società Corse	SUI	24:24	7	13:25	16	37:06	7	38:28	14	29:38	7	2:23:01
7	240 Jørgen Wulfsberg	99 Nydalens Skiklub	NOR	29:11	19	13:38	20	37:48	9	35:57	10	27:59	4	2:24:33
8	554 Fabio Brunet	98 U.S. Primiero A.S.D	ITA	25:01	9	13:38	20	36:17	5	40:27	22	29:26	5	2:24:49
9	866 Oskar Spets Storhov	99 Freidig - Storhov	NOR	24:37	8	13:01	9	45:09	17	35:08	7	30:15	8	2:28:10
10	1541 Ondrej Vystavel	98 JUNIOR O-SPORT Società Corse	CZE	30:51	24	12:05	3	34:09	2	39:49	20	32:04	10	2:28:58

**M 18 (42)**

Rg	Pett Nome	An. Società	Naz	T1	T2	T3	T4	T5	Tempo					
1	937 Håkon Raadal Bjørlo	97 Halden SK Wellington Orienteering Club	NOR	32:38	1	15:05	12	31:09	1	36:06	1	31:12	1	2:26:10
2	1630 Shamus Morrison	96 U.S. Primiero A.S.D	NZL	33:54	4	14:21	4	34:19	4	37:02	4	32:02	3	2:31:38
3	556 Mattia Debertolis	97 Oppsal Orientering	ITA	33:28	2	14:35	6	35:12	6	36:27	2	34:16	4	2:33:58
4	1248 Knut Aasheim	96 Varegg Fleridrett Club des Sports de	NOR	33:31	3	14:39	8	33:12	2	45:09	18	31:44	2	2:38:15
5	302 Vegard Jarvis Westergård	96 Montagne de	NOR	41:32	15	14:26	5	36:47	11	37:00	3	34:53	6	2:44:38
6	778 Marian Basset	97 Eksjö sok Peninsula and Plains	FRA	39:26	8	13:55	2	36:24	9	41:14	8	36:26	8	2:47:25
7	76 Lucas Johanson Sundblad	97 Orienteer	SWE	39:36	11	16:10	20	34:07	3	41:20	9	36:54	9	2:48:07
8	1599 Ed Cory-wright	96 Finspångs SOK	NZL	35:17	5	14:51	9	36:26	10	45:20	19	38:16	13	2:50:10
9	603 Per Lindman	96 Hamar orienteringsklubb	SWE	39:08	7	13:47	1	35:15	7	42:15	11	39:56	18	2:50:21
10	1306 Vegard Rønning Huber		NOR	42:22	17	14:56	11	34:31	5	41:53	10	39:05	17	2:52:47

**M 45 (100)**

Rg	Pett Nome	An. Società	Naz	T1	T2	T3	T4	T5	Tempo					
1	539 Stefano Maddalena	68 O-92 Piano di Magadino	SUI	31:04	3	13:52	2	32:30	1	41:44	3	31:05	1	2:30:15
2	1091 Stephen Craig	69 OK Ravinen - Nacka	SWE	30:05	1	14:14	4	33:54	2	39:02	1	34:17	3	2:31:32
3	1187 Tero Heikkilä	69 Paimion Rasti	SWE	31:12	4	13:00	1	34:12	3	43:39	5	38:28	8	2:40:31
4	413 Patrick Kunz	65 OLG St. Gallen / Appenzell	SUI	30:17	2	14:10	3	36:04	8	41:21	2	40:28	12	2:42:20
5	864 Jens Even Storhov	66 Freidig - Storhov	NOR	35:22	7	14:54	7	35:17	5	46:38	7	32:47	2	2:44:58
6	795 Lukas Erne	69 OLG Cordoba Rütihof	SUI	38:25	12	15:32	17	35:52	6	43:55	6	37:25	6	2:51:09
7	215 Kristian Palm	67 IK Hakarpspojarna	SWE	34:47	6	16:55	38	34:51	4	50:00	24	36:36	4	2:53:09
8	760 Tore Nymark	67 Askøy Orienteringslag	NOR	37:41	9	16:24	26	41:14	24	46:45	8	38:51	9	3:00:55
9	1064 Martin Schaffner	66 Swiss O Tours	SUI	38:06	11	14:47	6	36:42	12	57:15	40	37:55	7	3:04:45
10	209 Matti Envall	68 IK Hakarpspojarna	SWE	39:14	16	15:15	11	36:26	10	49:24	19	45:41	31	3:06:00

**M 50 (111)**

Rg	Pett Nome	An. Società	Naz	T1	T2	T3	T4	T5	Tempo					
1	249 Håkan Svensson	63 Bredaryds SOK	SWE	25:06	1	11:20	1	31:30	2	36:31	1	28:17	1	2:12:44
2	664 Roine Pettersson	64 IFK Göteborg	SWE	25:45	2	11:33	3	34:05	4	38:37	2	28:50	2	2:18:50
3	724 Leo Pyymäki	63 Espoon Suunta	FIN	27:17	4	11:30	2	33:52	3	39:12	3	31:37	4	2:23:28
4	1659 Lukas Jenzer	61 Olg Huttwil Linköpings Orienteringsklubb	SUI	31:45	10	11:41	4	35:24	6	40:12	5	32:19	5	2:31:21
5	384 Anders Berg	64 Gävle OK	SWE	32:28	14	12:07	5	35:16	5	40:19	6	32:30	6	2:32:40
6	1333 Jerker Boman	64 Nydalens Skiklub	SWE	30:58	8	13:24	13	37:03	11	44:23	8	34:35	11	2:40:23
7	244 Børge Pedersen	63 OK Kapa	NOR	29:38	6	14:54	36	36:21	7	44:48	9	35:27	14	2:41:08
8	1115 Aigars Leiboms	62 Helsingin Suunnistajat	LAT	30:07	7	14:10	27	38:18	15	45:05	11	34:48	12	2:42:28
9	706 Pekka Nikulainen	53 Kalevan Rasti	FIN	31:04	9	14:03	24	36:33	8	45:04	10	41:58	35	2:48:42
10	1385 Börje Vartiainen		FIN	33:39	18	13:28	14	39:41	19	45:31	14	38:10	22	2:50:29

**M 55 (105)**

Rg	Pett Nome	An. Società	Naz	T1	T2	T3	T4	T5	Tempo					
1	1546 Jon Bjorgum	59 Kristiansand OK	NOR	30:13	1	12:35	1	30:47	2	41:32	7	26:41	1	2:21:48
2	390 Erik Bobach	58 Silkeborg OK	DEN	33:37	9	13:44	5	31:45	5	40:40	5	29:28	2	2:29:14
3	730 Tapio Markki	58 Espoon Suunta	FIN	31:20	3	14:46	18	32:25	9	41:16	6	31:05	6	2:30:52
4	1290 Geoff Lawford	59 Sugar Loaf OK	AUS	32:54	6	12:54	3	34:34	16	40:39	4	30:30	5	2:31:31
5	806 Mark Saunders	59 Aas-UMB Orienteering	GBR	34:18	12	15:35	29	31:51	6	40:32	3	29:29	3	2:31:45
6	1382 Ivar Maalen	57 Nydalens Skiklub	NOR	34:34	13	14:00	8	33:00	11	39:48	2	31:11	7	2:32:33
7	239 Sören Jonsson	57 Hana Orienteering	NOR	39:23	30	13:54	7	33:39	14	38:52	1	30:29	4	2:36:17
8	1521 Robert Zdrahal	59 Sundsvalls OK	CZE	31:16	2	14:44	17	30:10	1	45:19	15	36:58	25	2:38:27
9	876 Olof Fraenell	59 Orienteringsklubben Moss	SWE	33:47	11	14:22	11	33:07	12	46:10	18	31:33	8	2:38:59
10	1643 Jan Bjerketvedt		NOR	31:59	5	13:21	4	37:59	23	44:30	11	32:14	13	2:40:03

**M 60 (76)**

Rg	Pett Nome	An. Società	Naz	T1	T2	T3	T4	T5	Tempo					
1	9 Tom A. Karlsen	52 Individuals/No club		23:28	1	13:41	3	30:34	1	35:33	2	25:25	1	2:08:41
2	768 Francesco Guglielmetti	54 GOLD Savosa	SUI	24:47	3	13:30	2	31:41	3	35:16	1	27:53	5	2:13:07
3	1418 Hansruedi Kohler	54 OLG Dachsen SUI	SUI	33:56	15	12:54	1	30:59	2	36:18	3	30:06	8	2:24:13
4	261 Thomas Albinsson	52 Bredaryds SOK	SWE	24:40	2	16:41	25	35:39	4	39:03	4	28:38	6	2:24:41

**M 65 (85)**

Rg	Pett Nome	An. Società	Naz	T1	T2	T3	T4	T5	Tempo					
1	545 Mykola Bozhko	49 O-club, Kyiv	UKR	22:25	1	10:47	2	35:32	2	42:59	3	42:16	29	2:33:59
2	361 Jean-claude Guyot	49 ANCO	SUI	44:56	44	10:37	1	34:48	1	43:19	4	29:51	1	2:43:31
3	1708 Jeffrey Saeger	49 New England OC	USA	30:12	4	14:05	21	46:41	23	43:26	5	30:29	3	2:44:53
4	1244 Ensio Lakanen	48 Vaajakosken Terä	FIN	32:32	9	12:11	6	43:06	15	44:51	6	32:24	5	2:45:04
5	457 Willi Streuli	47 Fanclub Hubmann	SUI	31:08	6	12:08	5	39:54	6	57:06	37	30:16	2	2:50:32
6	355 Heikki Kyyrönen	46 Kouvolan Suunnistajat	FIN	33:55	11	13:02	12	35:52	3	47:12	12	41:23	26	2:51:24
7	1399 Tim Sands	49 BASOC Wanderers	GBR	37:49	24	11:52	4	43:18	16	48:59	19	30:46	4	2:52:44
8	1505 Jaromir Burianek	47 Hana Orienteering	CZE	35:30	17	14:46	27	40:59	10	48:46	17	39:25	20	2:59:26
9	500 Eduard Böhm	48 ASKÖ Henndorf	AUT	34:11	12	17:49	50	40:39	9	50:49	24	38:06	17	3:01:34
10	58 Roland Eggli	45 Fuersten OK Ettingen	SUI	31:31	7	13:54	19	43:39	17	50:56	25	44:07	37	3:04:07

**M 70 (35)**

Rg	Pett Nome	An. Società	Naz	T1	T2	T3	T4	T5	Tempo					
1	1312 Signar Eriksson	43 Stöcksjö IS	SWE	25:53	4	10:05	1	23:07	1	31:47	1	29:45	3	2:00:37
2	1707 Peter Gagarin	44 New England OC	USA	26:04	5	11:16	2	28:15	3	39:00	4	29:13	2	2:13:48
3	1387 Ivar Helgesen	44 Sørreisa O-lag	NOR	24:22	1	13:40	11	29:26	4	37:30	3	33:17	5	2:18:15
4	515 Hansruedi Brand	41 ULU'S REISEWELT	SUI	26:37	7	11:36	3	32:36	7	39:13	5	30:26	4	2:20:28
5	113 Arne Grøndahl	43 Søllerød OK	DEN	26:11	6	13:17	8	36:50	10	39:45	7	34:24	7	2:30:27
6	625 Ernst Spirgi	43 OLV Zug Freaks	SUI	24:42	2	13:56	13	36:58	11	39:59	8	35:00	9	2:30:35
7	1553 Anders Buhre	42 Nybro OK	SWE	35:24	14	13:00	7	34:25	8	39:39	6	34:38	8	2:37:06
8	1293 Mogens Hansen	42 OK Skærmø	DEN	30:44	9	13:32	10	37:36	12	45:09	11	33:34	6	2:40:35
9	514 Heinz Wegmüller	42 ULU'S REISEWELT	SUI	27:19	8	11:43	4	45:52	17	42:38	9	35:07	10	2:42:39
10	146 Lars Jonasson	44 Järfälla OK	SWE	25:35	3	20:00	28	30:48	5	44:42	10	51:16	22	2:52:21

**M 75 (13)**

Rg	Pett Nome	An. Società	Naz	T1	T2	T3	T4	T5	Tempo					
1	1319 Gunnar Österbö	39 FREIDIG-Norway	NOR	28:56	1	12:21	1	28:14	1	31:04	1	27:23	1	2:07:58
2	945 Urban Gullberg	39 A.S.D. Orientisti Mezzaluna	ITA	33:01	3	13:17	3	43:29	2	36:35	3	33:17	2	2:39:39
3	1492 Jaroslav Havlik	36 Hana Orienteering	CZE	29:29	2	12:40	2	54:22	6	36:18	2	37:18	3	2:50:07
4	1516 Jan Mikulecky	38 Hana Orienteering	CZE	39:48	4	15:18	8	53:20	5	38:55	4	41:27	8	3:08:48
5	618 Max Wagner	38 OL Naturfreunde LINZ	AUT	41:54	6	15:01	7	53:14	4	39:30	5	41:20	6	3:10:59
		Società Corse												
6	433 Giorgio Tettamanti	39 d'Orientamento M	SUI	41:31	5	13:22	4	58:52	7	45:49	7	37:44	4	3:17:18
7	1231 Peo Bengtsson	33 Pan-Kristianstad	SWE	46:10	8	14:38	6	48:11	3	49:20	10	41:24	7	3:19:43
8	544 Trevor Simpson	39 SONA OC	GBR	51:32	9	14:18	5	1:14:52	8	47:50	9	46:46	9	3:55:18
	470 Heinz Luginbuhl	38 OLV Hindelbank-Saali	SUI	1:19:45	12	19:40	10	N.class.		1:16:31	11	1:03:37	12	
	1052 Edoardo Pellandini	39 Swiss O Tours	SUI	1:04:18	11	22:36	11	N.class.		1:20:49	12	1:08:04	13	
		Greater Vancouver												
	186 Alex Kerr	35 Orienteering	CAN	1:01:57	10	16:22	9	N.part.		46:33	8	1:00:31	11	
	621 Adolf Fierlinger	36 OL Naturfreunde LINZ	AUT	45:26	7	25:33	12	1:52:45	9	N.class.		48:03	10	
	1909 Rolf Heinemann	Robotron								41:22	6	40:33	5	

**MA K (39)**

Rg	Pett Nome	An. Società	Naz	T1	T2	T3	T4	T5	Tempo					
1	1195 Sampo Rahko	89 SK Pohjantähti	FIN	19:51	1	11:29	1	31:39	2	31:54	1	31:24	1	2:06:17
2	1832 Yury Masnyy	85 Orienta-MosCompass	RUS	20:04	2	11:53	2	35:34	5	32:52	2	31:48	2	2:12:11
3	710 Thomas Furuheim	84 IFK Lidingö SOK	SWE	29:26	5	15:46	13	47:45	13	39:43	3	43:19	5	2:55:59
		Società Corse												
4	437 Jakob Hütter	94 d'Orientamento M	SUI	30:09	6	14:22	5	46:29	10	43:53	9	42:26	4	2:57:19
5	529 Urs Hofer	62 ULU'S REISEWELT	SUI	29:13	4	14:50	8	46:06	9	44:29	10	43:27	6	2:58:05
6	825 Arto Ranki	83 Angelnien Ankkuri	FIN	40:38	13	14:52	9	46:34	11	41:56	6	54:32	10	3:18:32
7	1196 Mikko Kesälä	90 SK Pohjantähti	FIN	47:29	16	14:54	10	49:30	14	43:43	8	44:46	7	3:20:22
8	947 Andreas Westgaard	84 Alta Orienteringslag	NOR	40:49	14	18:55	19	52:51	17	43:13	7	48:30	9	3:24:18
9	1912 Reimeaz Anders	Eksjö sok	SWE	37:53	12	14:11	4	51:04	15	54:40	14	1:09:06	12	3:46:54
10	418 Aleksandr Medvedev	77 Jasmine	RUS	1:01:33	22	17:55	16	1:03:53	21	58:29	16	59:57	11	4:21:47



## MA K (39)

Rg	Pett Nome	An. Società	Naz	T1	T2	T3	T4	T5	Tempo					
1	1195 Sampo Rahko	89 SK Pohjantähti	FIN	19:51	1	11:29	1	31:39	2	31:54	1	31:24	1	2:06:17
2	1832 Yury Masnyy	85 Orienta-MosCompass	RUS	20:04	2	11:53	2	35:34	5	32:52	2	31:48	2	2:12:11
3	710 Thomas Furuheim	84 IFK Lidingö SOK	SWE	29:26	5	15:46	13	47:45	13	39:43	3	43:19	5	2:55:59
4	437 Jakob Hütter	94 d'Orientamento M	SUI	30:09	6	14:22	5	46:29	10	43:53	9	42:26	4	2:57:19
5	529 Urs Hofer	62 ULU'S REISEWELT	SUI	29:13	4	14:50	8	46:06	9	44:29	10	43:27	6	2:58:05
6	825 Arto Ranki	83 Angelnien Ankkuri	FIN	40:38	13	14:52	9	46:34	11	41:56	6	54:32	10	3:18:32
7	1196 Mikko Kesälä	90 SK Pohjantähti	FIN	47:29	16	14:54	10	49:30	14	43:43	8	44:46	7	3:20:22
8	947 Andreas Westgaard	84 Alta Orienteringslag	NOR	40:49	14	18:55	19	52:51	17	43:13	7	48:30	9	3:24:18
9	1912 Reimeaz Anders	Eksjö sok	SWE	37:53	12	14:11	4	51:04	15	54:40	14	1:09:06	12	3:46:54
10	418 Aleksandr Medvedev	77 Jasmine	RUS	1:01:33	22	17:55	16	1:03:53	21	58:29	16	59:57	11	4:21:47
11	37 Luca Mapelli	86 polisportiva besanese	ITA	56:58	17	15:22	11	1:06:02	22	58:26	15	1:14:55	16	4:31:43
12	1440 Marko Koskelainen	85 Iitin Pyrintö	FIN	57:11	18	24:43	24	59:59	19	53:11	13	1:31:11	19	4:46:15
13	358 David Dorling	72 Dartford	GBR	1:15:02	24	18:41	18	1:12:35	24	1:02:17	20	1:09:41	13	4:58:16
14	1129 Maxime Deletre	88 Tous Azimuts Douai	FRA	1:15:34	25	15:35	12	1:08:29	23	1:00:54	18	1:20:58	18	5:01:30
15	790 Darren Slattery	80 Bennelong Northside	AUS	1:18:10	27	16:51	14	1:15:07	25	1:00:33	17	1:13:55	15	5:04:36

## MA L (35)

Rg	Pett Nome	An. Società	Naz	T1	T2	T3	T4	T5	Tempo					
1	670 Joost Talloen	83 Omega	BEL	23:48	1	14:32	1	40:31	2	58:57	7	36:08	1	2:53:56
2	380 Andreas Axelsson	83 Linköpings Orienteringsklubb	SWE	25:44	2	17:03	9	47:23	11	50:01	1	43:30	4	3:03:41
3	886 Oliver Lienhard	92 OLK Argus	SUI	27:37	4	15:58	3	44:59	6	52:52	3	47:12	9	3:08:38
4	1916 Nils Nedfors	83 OK Linné	SWE	26:12	3	19:09	17	45:24	7	55:43	4	44:45	6	3:11:13
5	887 Matthias Bryner	92 OLK Argus	SUI	33:59	13	16:25	5	52:49	15	50:24	2	42:19	3	3:15:56
6	319 Magnus Rogne Halland	90 Varegg Fleridrett	NOR	31:34	8	16:47	6	48:46	13	1:01:34	9	42:14	2	3:20:55
7	1758 Patrick Goeres	85 Coureurs de Bois	CAN	38:34	16	16:22	4	50:23	14	58:10	6	44:47	7	3:28:16
8	1304 Ruben Svartholm	87 Gammelstads IF	SWE	28:10	6	17:32	13	48:03	12	1:04:32	11	56:21	16	3:34:38
9	183 Thomas Michaud	81 O'Jura	FRA	36:31	14	18:21	15	46:58	10	1:09:27	14	49:24	11	3:40:41
10	182 Simon Carrara	90 O'Jura	FRA	33:55	12	18:20	14	53:26	16	1:08:51	13	51:30	12	3:46:02
11	1544 Gabriel Mösch	96 OLG Suhr	SUI	33:48	11	19:10	18	1:00:40	19	1:09:30	15	53:21	13	3:56:29

## M B (20)

Rg	Pett Nome	An. Società	Naz	T1	T2	T3	T4	T5	Tempo					
1	1658 Mikko Rinta	82 Pohjankyrön Rasti	FIN	30:59	1	16:21	3	50:37	7	51:40	2	44:12	2	3:13:49
2	1413 Odin Linga	95 IL Gular	NOR	44:07	3	16:52	4	42:41	1	1:09:38	7	53:13	6	3:46:31
3	1128 Nicolas Damie	84 Tous Azimuts Douai	FRA	46:50	4	18:30	6	45:01	3	1:10:31	8	55:37	7	3:56:29
4	86 Joel Lundblad	89 Eksjö sok	SWE	1:02:01	8	19:49	9	44:23	2	1:00:49	3	49:46	4	3:56:48
5	41 Flavio Mandelli	66 polisportiva besanese	ITA	50:42	5	19:06	7	48:23	5	1:15:16	10	48:48	3	4:02:15
6	170 Tom Evans	89 RAF Orienteering Association	GBR	1:30:03	11	21:08	10	1:00:44	9	1:08:32	5	1:16:49	10	5:17:16
7	175 Scott Stannett	90 RAF Orienteering Association	GBR	1:42:44	12	15:54	2	1:01:12	10	1:09:33	6	1:09:54	9	5:19:17
8	1478 Jesper Kracht	67 Copenhagen Police	DEN	1:18:40	10	23:55	11	1:12:25	12	1:24:03	11	1:23:49	12	5:42:52

## M C (8)

Rg	Pett Nome	An. Società	Naz	T1	T2	T3	T4	T5	Tempo					
1	1534 Giovanni Greco	65 A.D.S I.C.CROCE	ITA	30:24	1	12:44	1	48:36	2	47:53	3	29:23	3	2:49:00
2	1489 Rickard Johansson	85 ABB IF	SWE	35:49	2	15:15	2	1:04:33	4	33:15	2	24:33	1	2:53:25
3	54 Davide Garufi	70 polisportiva besanese	ITA	36:16	3	16:46	3	46:03	1	1:01:11	6	32:21	4	3:12:37
4	1184 Francesco Nanni	84 A.S. A.C.A.C.I.S. Circolo Dozza	ITA	1:18:45	5	17:18	4	1:03:18	3	52:22	4	43:52	6	4:15:35
	425 Sindre Ekrheim	67 Bergens TF	NOR	Rit	N.part.	1:41:31	5	52:53	5	39:59	5			
	245 Knut Dyrstad	61 Nydalens Skiklub	NOR	1:12:04	4	N.class.	N.class.	1:08:41	7	1:21:22	7			
	1930 Riley Wyatt	Delaware Valley Orienteering A	USA					31:25	1	N.part.				
	1929 Walter Mazzucco	Ori. Dolomiti	ITA							28:48	2			

**W 10 (17)**

Rg	Pett Nome	An. Società	Naz	T1	T2	T3	T4	T5	Tempo					
1	865 Mathea Spets Storhov	04 Freidig - Storhov	NOR	21:54	7	10:59	2	18:28	1	19:55	3	10:06	2	1:21:22
2	259 Tuva Nylund	04 Bredaryds SOK	SWE	15:40	4	9:53	1	28:56	5	16:47	1	10:44	4	1:22:00
3	1062 Annika Wirz	05 Swiss O Tours	SUI	16:40	5	13:48	5	29:51	6	21:09	4	10:28	3	1:31:56
4	206 Stella Rangert	04 IK Hakarpspojkarne	SWE	13:37	2	17:20	6	34:25	8	25:47	6	12:37	7	1:43:46
5	1055 Jaël Saier	04 Swiss O Tours	SUI	27:54	10	12:31	3	26:17	4	25:29	5	18:52	14	1:51:03
6	1037 Kirstin Zwahlen	05 Zwahlens Seeland	SUI	36:03	12	17:36	7	34:15	7	27:27	7	16:35	10	2:11:56
7	1373 Katya Guseva	04 St.Petersburg	RUS	33:58	11	22:07	10	41:34	10	44:25	13	12:27	6	2:34:31
8	577 Emily Adenstedt	06 Klosterneuburg	AUT	25:19	9	21:40	9	46:22	11	54:01	14	13:51	8	2:41:13

**W 12 (29)**

Rg	Pett Nome	An. Società	Naz	T1	T2	T3	T4	T5	Tempo					
1	220 Hilda Holmqvist Johansson	02 IK Hakarpspojkarne	SWE	12:54	1	8:48	1	20:58	1	18:02	1	9:59	1	1:10:41
2	820 Kaarina Nurminen	02 Hiittomiehet	FIN	15:11	5	9:00	2	24:59	3	18:37	2	10:33	4	1:18:20
3	467 Maria Senina	02 Gulfstream OK	RUS	15:19	6	10:53	8	23:01	2	19:07	6	10:17	3	1:18:37
4	538 Alice Maddalena	02 O-92 Piano di Magadino	SUI	14:31	4	10:34	5	27:44	6	18:53	5	10:47	5	1:22:29
5	542 Martina Rizzi	02 O-92 Piano di Magadino	SUI	14:02	3	13:29	18	26:28	4	18:51	4	11:49	7	1:24:39
6	64 Agnes Djurstedt	03 Eksjö sok	SWE	18:07	10	10:50	7	28:33	8	18:45	3	10:06	2	1:26:21
7	216 Tilda Palm	03 IK Hakarpspojkarne	SWE	14:01	2	9:19	3	31:02	10	20:30	8	14:17	10	1:29:09
8	1042 Svenja Zwahlen	02 Zwahlens Seeland	SUI	16:21	7	13:04	16	29:41	9	23:25	12	13:05	8	1:35:36
9	770 Sanna Karin	02 U.S. San Giorgio	ITA	16:43	8	12:03	12	31:08	11	23:15	11	14:44	12	1:37:53
10	1298 Kristin Lundanes	03 Emblem il	NOR	17:26	9	10:22	4	39:20	15	21:57	10	13:16	9	1:42:21

**W 14 (48)**

Rg	Pett Nome	An. Società	Naz	T1	T2	T3	T4	T5	Tempo					
1	199 Sara Granstedt	00 IK Hakarpspojkarne	SWE	16:17	2	9:26	1	29:06	2	23:50	5	12:42	2	1:31:21
2	1275 Jenny Baklid	01 Konnerud IL	NOR	16:01	1	10:24	4	30:03	3	23:19	1	12:50	3	1:32:37
3	212 Isa Envall	00 IK Hakarpspojkarne	SWE	17:32	4	10:22	3	31:53	4	23:28	3	12:01	1	1:35:16
4	799 Siri Suter	00 OLG Cordoba Rütihof	SUI	21:03	7	10:41	7	28:44	1	24:43	6	13:16	4	1:38:27
5	1021 Tilda Östberg	01 Stora Tuna OK	SWE	19:00	5	10:19	2	34:39	6	23:23	2	13:29	5	1:40:50
6	1654 Dorka Hajnal	00 Bimahev	HUN	17:08	3	10:38	5	42:31	14	23:33	4	15:04	9	1:48:54
7	214 Ella Palm	00 IK Hakarpspojkarne	SWE	21:49	9	11:18	8	40:52	10	27:03	8	17:59	20	1:59:01
8	219 Alma Holmqvist Johansson	01 IK Hakarpspojkarne	SWE	27:06	20	10:40	6	39:05	8	31:53	20	13:36	6	2:02:20
9	649 Sara Junevik	00 Leksands OK	SWE	19:43	6	12:43	16	51:06	23	25:34	7	14:20	8	2:03:26
10	1060 Hannah Wirz	00 Swiss O Tours	SUI	21:35	8	12:45	17	36:31	7	36:18	29	16:36	15	2:03:45

**W 16 (38)**

Rg	Pett Nome	An. Società	Naz	T1	T2	T3	T4	T5	Tempo					
1	1308 Anine Lome	99 Hamar orienteringsklubb	NOR	24:22	3	14:38	7	35:50	1	36:11	1	27:46	1	2:18:47
2	250 Amelia Skalberg	98 Bredaryds SOK	SWE	21:16	1	14:23	6	41:56	4	40:30	8	29:04	3	2:27:09
3	431 Elena Pezzati	99 d'Orientamento M	SUI	29:27	11	13:31	1	38:39	2	40:28	7	30:47	6	2:32:52
4	70 Gabriella Bergander	98 Eksjö sok	SWE	27:37	9	14:19	4	39:29	3	37:20	3	38:48	16	2:37:33
5	758 Tonje Aasheim Nymark	98 Askøy Orienteringslag	NOR	27:34	8	15:20	10	42:26	5	40:08	6	33:07	9	2:38:35
6	782 Marie Vuitton	98 Montagne de	FRA	24:23	4	14:53	9	46:17	12	41:47	10	32:19	7	2:39:39

**W 18 (55)**

Rg	Pett Nome	An. Società	Naz	T1	T2	T3	T4	T5	Tempo					
1	662 Elin Pettersson	97 IFK Göteborg	SWE	41:28	11	13:12	1	37:19	2	40:04	2	30:49	1	2:42:52
2	807 Megan Carter-davies	96 Sugar Loaf OK	GBR	30:42	1	14:28	7	38:05	3	45:23	10	34:33	3	2:43:11
3	1297 Ingrid Lundanes	97 Emblem il	NOR	40:51	8	13:37	2	36:28	1	40:33	3	35:14	4	2:46:43
4	193 Gabriella Gustafsson	97 IK Hakarpspojkarne	SWE	39:43	6	13:47	3	42:56	8	43:41	6	36:28	7	2:56:35
5	933 Nina Asheim Birkeland	96 Halden SK	NOR	36:07	2	24:27	49	40:42	5	44:27	8	34:16	2	2:59:59
6	968 Caroline Finderup	97 OK PAN Aarhus	DEN	46:16	20	14:08	5	41:36	6	43:52	7	36:26	6	3:02:18
7	935 Gina Granstedt	97 Halden SK	NOR	51:22	29	15:40	16	39:25	4	41:51	4	35:37	5	3:03:55
8	694 Sara Kindlund	97 Ok Tranan	SWE	36:22	3	17:46	37	48:12	16	44:40	9	38:55	16	3:05:55
9	95 Astrid Maag	97 Søllerød OK	DEN	40:10	7	14:56	11	48:50	19	48:02	15	37:23	9	3:09:21
10	1250 Anna Dowling	96 Wellington Ranges	AUS	45:10	18	15:16	13	43:17	9	50:02	17	38:32	14	3:12:17

## W 20 (31)

Rg	Pett Nome	An. Società	Naz	T1	T2	T3	T4	T5	Tempo					
1	1548 Benedicte Hald Bjørgum	94 Kristiansand OK	NOR	33:29	1	15:38	6	33:53	2	52:02	3	34:04	1	2:49:06
2	1584 Anna Wallin	94 Göteborg-Majorna OK	SWE	34:03	2	13:54	1	38:22	5	47:44	1	37:31	3	2:51:34
3	1279 Evelina Wickbom	94 Vittjärvs Ik	SWE	41:46	6	15:08	3	36:02	4	52:13	4	39:05	4	3:04:14
4	696 Venla Heikkilä	95 Helsingin Suunnistajat	FIN	44:51	7	16:20	8	42:28	9	53:20	6	41:34	6	3:18:33
5	195 Moa Svensson	95 IK Hakarpspojkarne Società Corse	SWE	40:58	5	15:17	4	43:36	12	51:23	2	49:13	13	3:20:27
6	436 Eleonora Donadini	95 d'Orientamento M	SUI	45:10	8	16:19	7	42:48	11	59:45	11	39:06	5	3:23:08
7	1442 Emmi Haavisto	94 Turun Suunnistajat	FIN	52:40	12	16:20	8	39:39	6	57:12	9	43:38	8	3:29:29
8	337 Maja Ingelsson	95 OK Hammaren	SWE	46:08	9	18:40	16	46:28	13	57:18	10	44:47	9	3:33:21
9	882 Niamh Corbett	95 Cork Orienteering Club	IRL	55:47	13	17:48	12	47:30	15	1:02:40	13	46:57	11	3:50:42
10	1950 Amanda Uusitalo	96 Koovee	FIN	1:10:12	20	15:22	5	40:03	7	1:18:38	19	48:49	12	4:13:04

## W 35 (23)

Rg	Pett Nome	An. Società	Naz	T1	T2	T3	T4	T5	Tempo					
1	1181 Elin Bjerva	78 Larvik Orienteringsklubb	NOR	39:29	1	16:22	1	44:02	1	51:43	1	43:02	1	3:14:38
2	464 Elizaveta Kuznetsova	78 Gulfstream OK	RUS	43:11	2	17:50	5	51:06	4	57:28	6	44:39	2	3:34:14
3	511 Gabriela Diethelm	74 ULU'S REISEWELT	SUI	48:10	3	17:42	4	47:07	2	53:24	2	49:22	4	3:35:45
4	853 Vinciane Mulpas	78 FRSO Belgium	BEL	48:28	4	16:39	2	50:20	3	57:17	5	50:53	6	3:43:37
5	1326 Darya Polekshanova	77 Nemiga-Nord	BLR	51:16	5	17:19	3	52:52	7	55:24	4	47:49	3	3:44:40
6	446 Fränzi Hubmann	75 Fanclub Hubmann	SUI	55:13	6	18:18	6	52:33	6	58:55	8	54:52	9	3:59:51
7	364 Lucia Lauenstein	76 ANCO	SUI	56:26	7	19:13	10	1:01:45	10	1:02:25	10	53:28	7	4:13:17
8	1186 Mariken Bjerva	75 Drangedal OL	NOR	56:45	8	20:23	11	1:06:01	11	1:01:24	9	1:03:05	12	4:27:38
9	1367 Madoka Kogure	75 ES Kanto Club	JPN	1:03:50	10	18:28	7	59:51	9	1:02:56	12	1:05:57	13	4:31:02
10	1375 Arisha Trofimchik	77 St.Petersburg	RUS	1:09:51	12	18:55	9	1:12:36	12	1:09:03	13	59:56	10	4:50:21

## W 40 (50)

Rg	Pett Nome	An. Società	Naz	T1	T2	T3	T4	T5	Tempo					
1	210 Anna Envall	71 IK Hakarpspojkarne	SWE	35:38	7	14:02	4	30:24	1	36:56	1	29:48	1	2:26:48
2	200 Eva Öhlund	74 IK Hakarpspojkarne	SWE	28:30	1	13:47	3	36:07	5	38:49	2	31:26	2	2:28:39
3	213 Hanna Palm	72 IK Hakarpspojkarne	SWE	30:42	4	13:32	1	31:56	2	39:07	3	35:12	6	2:30:29
4	695 Ulrika Kindlund	72 Ok Tranan	SWE	28:40	2	16:06	10	37:58	9	39:47	4	31:45	3	2:34:16
5	1421 Anna Falk	73 Sundbybergs IK	SWE	29:46	3	14:44	6	34:51	4	41:47	7	33:36	4	2:34:44
6	1490 Eva Horcickova	70 Hana Orienteering	CZE	37:55	9	14:53	8	38:20	11	44:22	9	35:40	8	2:51:10
7	732 Virpi Palmen	69 Espoon Suunta	FIN	38:18	10	15:52	9	37:50	8	45:03	10	37:02	9	2:54:05
8	1956 Mariann Schei	Varegg Fleridrett	NOR	37:40	8	19:25	27	37:15	6	43:22	8	37:20	11	2:55:02
9	796 Martina Erne	70 OLG Cordoba Rütihof	SUI	43:41	16	14:51	7	46:39	20	41:25	6	35:12	6	3:01:48
10	1474 Ulrika Saras	71 Grycksbo IFOK	SWE	41:19	14	17:33	19	38:43	12	46:34	12	50:43	27	3:14:52

## W 45 (68)

Rg	Pett Nome	An. Società	Naz	T1	T2	T3	T4	T5	Tempo					
1	196 Anette Granstedt	68 IK Hakarpspojkarne	SWE	25:54	1	12:26	3	30:53	1	33:20	1	28:45	1	2:11:18
2	238 Maria Jonsson	66 Nydalens Skiklub	NOR	31:13	3	14:56	11	34:33	4	39:55	3	31:31	2	2:32:08
3	1018 Catarina Öberg	69 Stora Tuna OK	SWE	28:56	2	12:18	1	34:38	5	45:04	8	33:30	3	2:34:26
4	260 Carina Svensson	67 Bredaryds SOK	SWE	36:42	8	12:18	1	33:23	3	37:33	2	45:56	21	2:45:52
5	1051 Eva Zehnder-gilgen	68 Swiss O Tours	SUI	34:12	4	14:06	7	39:59	8	43:25	6	35:29	5	2:47:11
6	954 Kirsi Boström	68 Lynx	FIN	44:26	16	15:43	18	32:37	2	40:23	4	35:54	6	2:49:03
7	868 Torunn Spets Storhov	67 Freidig - Storhov	NOR	36:06	7	12:26	3	36:22	6	41:08	5	47:24	23	2:53:26
8	1477 Elin Kracht	69 Copenhagen Police	DEN	34:37	5	16:28	26	40:54	11	44:40	7	38:38	9	2:55:17
9	647 Maria Junevik	68 Leksands OK	SWE	40:18	9	13:49	6	40:59	12	48:31	12	35:04	4	2:58:41
10	1273 Isa Heggedal	68 Konnerud IL	NOR	42:23	12	15:57	21	40:40	10	45:26	9	38:28	7	3:02:54

**W 50 (77)**

Rg	Pett Nome	An. Società	Naz	T1	T2	T3	T4	T5	Tempo					
1	1307 Kjersti Rønning	60 Hamar orienteringsklubb	NOR	38:28	6	15:16	8	31:40	2	39:02	2	31:50	1	2:36:16
		Linköpings												
2	386 Inger Berg	62 Orienteringsklubb	SWE	40:49	11	14:38	2	30:59	1	36:55	1	35:01	4	2:38:22
3	161 Gunilla Thunstedt	64 Järfälla OK	SWE	31:41	1	17:26	29	33:56	3	44:10	6	33:08	2	2:40:21
4	414 Isabelle Hellmüller	62 OLG St. Gallen / Appenzell	SUI	33:35	2	13:00	1	48:51	40	39:18	3	33:17	3	2:48:01
5	1549 Ragnhild Hald	62 Kristiansand OK	NOR	35:46	4	16:17	19	39:27	18	46:07	9	36:41	5	2:54:18
6	38 Anna Sedran	63 polisportiva besanese	ITA	39:28	9	15:40	13	35:28	5	44:05	5	42:09	17	2:56:50
7	1044 Priska Gautschi	61 Swiss O Tours	SUI	41:01	13	15:03	6	35:24	4	45:44	7	40:25	12	2:57:37
		Wellington Ranges												
8	1252 Sue Hancock	64 Orienteering	AUS	38:44	7	17:33	30	36:14	7	47:54	17	37:40	7	2:58:05
9	740 Maritta Kymäläinen	63 Tampereen Pyrinto	FIN	40:53	12	15:36	12	38:39	16	43:31	4	40:37	13	2:59:16
10	705 Pauliina Lankinen	64 Helsingin Suunnistajat	FIN	37:36	5	16:16	18	40:42	22	46:51	14	39:18	9	3:00:43

**W 60 (37)**

Rg	Pett Nome	An. Società	Naz	T1	T2	T3	T4	T5	Tempo					
1	8 Unni Strand Karlsen	53 Individuals/No club		25:22	1	12:34	2	40:01	6	38:13	1	31:38	1	2:27:48
2	262 Eren Lång Albinsson	53 Bredaryds SOK	SWE	29:32	2	13:50	5	31:12	1	45:50	5	33:24	2	2:33:48
3	1635 Susan Key	54 Melbourne Forest Racers	AUS	38:17	15	12:45	3	43:07	10	42:23	3	36:13	3	2:52:45
4	1230 Ulla Engelby	54 Pan-Kristianstad	SWE	37:44	12	12:04	1	32:53	2	1:02:09	21	37:17	4	3:02:07
5	1188 Tuire Niemi	54 Tampereen Pyrinto	FIN	38:09	14	17:29	20	39:00	5	45:22	4	45:07	10	3:05:07
6	455 Maria Brander	51 Fanclub Hubmann	SUI	37:05	10	13:56	6	43:06	9	46:29	6	44:42	8	3:05:18
7	74 Gun Henriksson	53 Eksjö sok	SWE	35:01	9	14:42	8	44:07	11	46:43	7	44:49	9	3:05:22
8	1589 Gunilla Hogedal	53 Vänersborgs SK	SWE	37:20	11	15:00	10	34:55	3	57:59	16	41:58	7	3:07:12
		Orientalp - Società Romana												
9	349 Margherita Kurschinski	52 di	ITA	34:40	7	14:32	7	42:51	8	57:34	14	45:16	11	3:14:53
10	944 Rita Wyder	51 OLG Thun Zimmerwald	SUI	38:08	13	16:18	15	37:40	4	58:50	17	49:37	15	3:20:33

**W 65 (40)**

Rg	Pett Nome	An. Società	Naz	T1	T2	T3	T4	T5	Tempo					
1	140 Anne Lundmark	49 Järfälla OK	SWE	39:46	12	13:44	6	33:11	1	33:10	2	32:05	3	2:31:56
2	498 Ingjerd Sognnaes	48 NORhusky	NOR	29:08	1	11:50	1	45:44	11	36:07	4	31:53	2	2:34:42
3	147 Birgitta Billstam	47 Järfälla OK	SWE	33:07	2	16:41	15	45:11	10	31:15	1	30:44	1	2:36:58
4	1153 Liana Meister	48 OLG Davos	SUI	39:06	9	13:01	3	35:13	5	34:59	3	35:22	5	2:37:41
5	110 Vibeke Bøgevig	46 Søllerød OK	DEN	34:14	3	19:12	25	34:07	2	37:56	5	39:37	11	2:45:06
6	1979 Sheila Strain	48 East Lothian Orienteers	GBR	38:09	8	13:22	4	34:29	3	44:10	12	36:44	8	2:46:54
7	422 Miriam Rosen	49 SROC	GBR	41:10	13	12:38	2	38:05	6	42:31	9	36:00	6	2:50:24
8	508 Ester Muggli	49 ULU'S REISEWELT	SUI	34:34	5	13:42	5	46:26	12	41:50	7	38:59	10	2:55:31
9	505 Ester Duerrenberger	47 ULU'S REISEWELT	SUI	38:04	7	15:24	10	44:00	9	50:09	16	34:22	4	3:01:59
10	1314 Gunilla Rosén	46 Stöcksjö IS	SWE	49:45	23	15:41	13	39:16	7	43:16	10	36:29	7	3:04:27
11	118 Jette Stepputat	48 Søllerød OK	DEN	34:26	4	13:59	8	52:06	15	44:08	11	45:45	18	3:10:24
12	59 Margrit Eggli	48 Fuersten OK Ettingen	SUI	44:37	18	15:26	11	51:07	14	39:28	6	51:41	23	3:22:19

**W 70 (10)**

Rg	Pett Nome	An. Società	Naz	T1	T2	T3	T4	T5	Tempo					
1	1318 Torid Kvaal	42 FREIDIG-Norway	NOR	28:04	3	12:32	1	41:34	1	39:22	1	24:35	1	2:26:07
2	1003 Liz Mulder	43 OLG Goldau	SUI	27:35	2	13:50	2	1:19:41	6	40:08	2	26:39	2	3:07:53
3	599 Carinal Lindman	44 Finspångs SOK	SWE	24:15	1	16:49	3	59:30	4	1:02:44	4	38:30	5	3:21:48
4	233 Gertrud Fesseler	40 OLC Frauenfeld	SUI	47:52	6	19:49	6	56:11	3	1:15:17	6	48:26	7	4:07:35

**W 75 (4)**

Rg	Pett Nome	An. Società	Naz	T1	T2	T3	T4	T5	Tempo					
1	543 Hilary Simpson	39 SONA OC	GBR	37:31	1	21:43	1	1:07:57	1	1:29:14	1	37:57	2	4:14:22
2	946 Barbro Gullberg	39 A.S.D. Orientisti Mezzaluna	ITA	39:09	2	29:40	3	2:37:29	3	1:33:25	2	36:30	1	5:56:13
	517 Inge Gaupp	37 ULU'S REISEWELT	SUI	49:10	3	28:58	2	N.class.		1:41:18	3	1:05:49	4	
	729 Raakel Markki	32 Espoon Suunta	FIN	49:19	4	Rit		1:46:08	2	N.class.		58:25	3	

**WA K (41)**

Rg	Pett Nome	An. Società	Naz	T1	T2	T3	T4	T5	Tempo					
1	1991 Anja Wingstedt	Halden SK	NOR	51:41	10	17:37	5	41:07	3	56:31	3	41:27	3	3:28:23
2	79 Josefin Dahlsten	87 Eksjö sok	SWE	47:53	4	21:30	23	42:03	5	52:54	1	44:30	7	3:28:50
3	1770 Frida Forsberg	90 Ok Ravinen	SWE	45:23	3	15:17	1	39:41	2	1:05:15	10	43:19	6	3:28:55
4	1665 Lina Johansson	92 Skattkärrs IF	SWE	49:42	7	16:38	3	43:06	6	56:03	2	47:36	11	3:33:05
5	636 Sofia Lauri	85 Järfa IF OK	SWE	42:32	2	18:55	11	49:49	9	1:07:00	15	45:38	8	3:43:54
6	1771 Annie Forsberg	92 Ok Ravinen	SWE	52:11	13	16:28	2	41:49	4	1:21:14	23	41:43	4	3:53:25
7	717 Marina Simion	86 IFK Lidingö SOK	SWE	57:41	16	17:52	6	46:00	7	59:37	4	54:55	18	3:56:05
8	87 Sara Bergander	90 Eksjö sok	SWE	57:42	17	20:25	19	50:25	11	1:02:18	6	50:10	12	4:01:00
9	89 Evi Jüni	84 Eksjö sok	SWE	51:46	11	18:18	7	52:32	14	1:06:23	12	53:04	16	4:02:03
10	484 Sara Rensgard	91 OK Renen	SWE	52:09	12	19:45	12	51:58	13	1:06:57	14	52:42	15	4:03:31

**WA L (38)**

Rg	Pett Nome	An. Società	Naz	T1	T2	T3	T4	T5	Tempo					
1	826 Sanna Kauppila	91 Angelniemen Ankkuri	FIN	51:52	4	15:41	4	48:54	6	49:33	1	43:53	3	3:29:53
2	713 Emma Tarandi	81 IFK Lidingö SOK	SWE	50:05	3	17:29	8	49:19	7	52:54	5	43:32	2	3:33:19
3	1102 Magdalena Cermakova	91 SK Praga	CZE	52:43	5	18:03	10	50:07	9	52:44	4	53:15	15	3:46:52
4	913 Elina Kilpeläinen	91 Vehkalahden Veikot	FIN	49:47	2	16:25	5	1:02:41	23	49:50	2	52:42	13	3:51:25
5	898 Beata Zalaiskalna	93 Auseklis IK	LAT	56:45	9	16:54	7	52:06	11	57:48	9	48:51	6	3:52:24
6	1103 Lucie Mezníková	91 SK Praga	CZE	53:41	6	19:05	15	53:01	12	55:49	6	51:30	10	3:53:06
7	801 Flavia Näf	91 OLG Cordoba Rütihof	SUI	56:33	8	18:08	12	53:36	14	56:29	7	49:28	7	3:54:14
8	277 Johanna Ragvald	86 OK Linné	SWE	56:12	7	20:27	19	55:36	16	1:06:46	18	57:23	19	4:16:24
9	1800 Natalia Pankova	84 NNovorod	RUS	1:07:55	18	18:06	11	58:29	18	1:01:41	13	51:35	11	4:17:46
10	682 Ganna Kalinichenko	87 SK Sirius - Nash Club	UKR	58:21	10	21:19	22	58:53	20	1:01:06	11	59:01	20	4:18:40

**W B (26)**

Rg	Pett Nome	An. Società	Naz	T1	T2	T3	T4	T5	Tempo					
1	938 Lene Sandvik	75 Halden SK	NOR	51:55	1	13:06	1	51:34	7	56:54	4	36:45	1	3:30:14
2	450 Katja Büchel	71 Fanclub Hubmann	SUI	1:01:02	2	13:51	2	45:38	2	1:03:41	6	57:23	7	4:01:35
3	1412 Mai Helen Linga	65 IL Gular	NOR	1:09:42	7	16:06	6	49:07	5	56:49	3	53:29	6	4:05:13
4	300 Anne Westergård	61 Varegg Fleridrett	NOR	1:03:53	4	16:49	7	59:55	10	1:06:01	7	47:58	3	4:14:36
5	323 Britt Kjersti Jåstad	64 Varegg Fleridrett	NOR	1:19:18	8	25:17	15	55:24	9	1:09:54	10	1:05:34	11	4:55:27
6	303 Inger Bjerga	67 Varegg Fleridrett	NOR	1:28:56	9	22:07	12	1:37:00	19	1:28:38	13	49:55	4	5:46:36
7	952 Jenni Pettersson	92 Lynx	FIN	2:01:45	13	19:09	11	1:18:39	15	1:19:21	12	1:00:32	9	5:59:26
8	1336 Teresa Bonfill Abella	80 UES Sabadell	ESP	1:44:22	12	22:55	14	1:31:14	18	1:33:48	15	1:11:36	14	6:23:55
9	43 Raffaella Spinelli	70 polisportiva besanese	ITA	2:46:45	16	17:26	9	1:22:28	16	1:28:39	14	1:08:53	12	7:04:11
10	45 Elena Lombardi	70 polisportiva besanese	ITA	2:09:53	14	17:26	9	1:17:47	13	2:23:51	19	1:23:09	16	7:32:06

**W C (19)**

Rg	Pett Nome	An. Società	Naz	T1	T2	T3	T4	T5	Tempo					
1	726 Mepa Elfving	60 Espoon Suunta	FIN	30:05	1	15:20	1	1:11:20	3	49:56	4	21:31	2	3:08:12
2	494 Monica Carlsson	67 Nyköpings OK	SWE	38:25	2	21:45	10	1:06:58	2	46:28	3	25:10	4	3:18:46
3	855 Åse Kvam Røen	59 Samnanger IL	NOR	45:02	5	16:36	2	1:20:56	5	45:47	2	21:44	3	3:30:05
4	1435 Anna Albinsson	64 IFK Mora OK	SWE	42:33	3	17:15	3	1:38:46	9	40:44	1	21:24	1	3:40:42
5	493 Elisabeth Eriksson	53 Nyköpings OK	SWE	51:02	8	20:12	8	1:22:44	6	1:04:48	8	31:47	7	4:10:33
6	1457 Cristina Gonzalez Monroós	78 CM Hospitalet	ESP	49:00	6	17:23	5	1:33:41	8	59:03	7	35:01	9	4:14:08
7	1061 Ruth Wüest	55 Swiss O Tours	SUI	50:35	7	20:22	9	2:32:05	14	1:12:41	9	42:48	12	5:38:31
8	246 Borghild Ollestad	62 Nydalens Skiklub	NOR	51:43	9	23:36	11	2:24:16	12	1:38:19	13	28:44	5	5:46:38
9	1043 Renata Bünter Lerf	62 Swiss O Tours	SUI	1:08:08	10	17:30	6	2:30:47	13	1:15:55	10	39:00	11	5:51:20

**Beginners (75)**

Rg	Pett Nome	An. Società	Naz	T1	T2	T3	T4	T5	Tempo					
1	2085 Charlie Fasth	Individuals/No club		19:04	5	10:26	3	41:25	4	16:29	1	16:44	12	1:44:08
2	2037 Jonas Meizer	SU-KLAGHENFORT		25:57	11	16:08	19	34:47	1	18:56	2	15:00	6	1:50:48
3	925 Ville Wingstedt	09 Halden SK	NOR	23:57	8	20:37	34	45:14	6	27:54	12	15:30	9	2:13:12
4	924 Minna Wingstedt	07 Halden SK	NOR	37:23	17	16:22	22	45:08	5	23:42	5	17:04	14	2:19:39
5	1514 Timothy Vlach	05 Hana Orienteering	CZE	51:15	25	11:42	6	47:08	7	22:30	4	13:20	4	2:25:55
6	1445 Ella Haavisto	96 Turun Suunnistajat	FIN	31:22	14	13:19	10	58:04	13	34:37	21	20:18	18	2:37:40
7	709 Mykhaylo Pronin	03 SK SIRIUS	UKR	42:31	23	14:15	11	59:24	14	35:51	22	15:00	6	2:47:01
8	815 Leïla Faverolle	04 Avon OK	FRA	30:26	13	18:15	27	1:09:39	18	40:40	27	22:09	23	3:01:09
9	32 James Hayman	06 Varese Orienteering	ITA	39:54	20	30:41	42	1:20:45	23	39:43	26	17:50	16	3:28:53
10	1074 Giovanna Dalla Rosa	64 A.S.D. FONZASO	ITA	1:02:05	32	11:53	7	1:18:16	21	36:21	23	23:43	28	3:32:18

**Open K (63)**

Rg	Pett Nome	An. Società	Naz	T1	T2	T3	T4	T5	Tempo					
1	1274 Bjørn Baklid	62 Konnerud IL	NOR	45:50	7	16:51	6	43:49	6	48:45	5	39:58	3	3:15:13
	2101 unni Skog Lund	Lillomarka OL	NOR	1:18:13	16	N.part.		1:13:17	19	1:17:34	11	N.part.		
	2102 Basset Tess	CSLG MELUN	FRA	1:42:20	17	19:28	12	Rit		52:00	7	41:04	4	
	2100 Toril hallan	Lillomarka OL	NOR	35:53	2	N.part.		46:46	9	N.part.		N.part.		
	2126 Marit Lundanes	Emblem il	NOR	43:03	6	N.part.		N.part.		53:43	8	N.part.		
	2125 Natasha Petrovic	MGM		Rit		N.part.		N.part.		N.part.		N.part.		
	2123 Torgrim Sund	Stenungsunds OK	SWE	1:03:08	11	18:09	8	1:08:40	17	N.part.		N.part.		
	2103 Pretto Celeste Nike	A.S.D Erebus Vicenza		1:48:20	18	57:13	30	1:47:46	28	N.part.		N.part.		
	2110 karin Wahlgren	UBOL	SUI	1:14:32	14	25:12	17	2:10:27	31	N.class.		N.part.		
	2111 hallan Reiaunn	Lillomarka OL	NOR	1:08:03	12	N.part.		58:22	14	N.part.		N.part.		
	2112 Olav Indgaard	Freidig - Storhov	NOR	39:33	4	N.part.		44:22	7	N.part.		41:59	5	
	2108 Lotte Johansson	Skattkärrs IF	SWE	1:11:14	13	N.part.		1:05:16	15	N.part.		55:16	11	
	2105 Kjell Johansson	Skattkärrs IF	SWE	57:34	9	N.part.		56:49	13	N.part.		59:44	12	
	2106 Cristina Pettersson	Unitas Malcantone	SUI	N.class.		22:50	15	1:14:26	21	1:15:35	10	1:22:27	15	
	2115 Magnhild Forseth	Freidig - Storhov	NOR	48:24	8	N.part.		54:37	11	N.part.		44:27	6	
	700 Joanne Anana Saranen	88 Helsingin Suunnistajat	FIN	2:09:34	20	N.class.		2:23:53	32	N.part.		2:23:41	19	
	1310 Mona Lome	69 Hamar orienteringsklubb	NOR	41:31	5	16:25	5	42:08	5	48:35	4	N.class.		
	690 Malin Andersson	70 OK Skogshjortarna	SWE	N.part.		42:08	25	N.class.		N.part.		N.part.		
	2086 Ilien Vase	Individuals/No club		1:02:02	10	16:58	7	1:13:21	20	N.part.		N.part.		
	126 Kari-Ann Omli Birkeland	69 Fossum IF	NOR	N.class.		25:29	18	N.part.		N.part.		1:31:07	16	
	1054 Sicilia, Sofia, Pellandini	75 Swiss O Tours	SUI	Rit		48:42	28	N.part.		N.part.		N.part.		
	72 Susanne Bergander	64 Eksjö sok	SWE	1:16:39	15	26:34	19	1:29:44	27	1:23:38	12	Rit		

Orientalp - Società Romana

**Open L (64)**

Rg	Pett Nome	An. Società	Naz	T1	T2	T3	T4	T5	Tempo					
1	2156 Christopher Naunton	Individuals/No club		30:37	3	12:35	2	38:42	4	45:13	9	26:40	1	2:33:47
2	2177 Ken Walker	Orienteering USA	USA	32:12	4	13:48	4	39:26	5	41:07	4	31:20	4	2:37:53
3	2143 Rantala Maria	Angelniemen Ankkuri	FIN	37:32	9	14:57	6	41:42	7	48:16	10	36:30	8	2:58:57
4	1439 Guro Alexandersen	92 Fredrikstad Skiklubb	NOR	37:22	8	14:54	5	48:33	12	43:50	6	48:54	15	3:13:33
5	1211 Sami Sundström	71 OK Ingen Vinst	FIN	56:49	31	15:51	9	55:53	15	44:46	7	52:02	18	3:45:21
6	1212 Teemu Sundström	97 OK Ingen Vinst	FIN	52:30	27	19:31	15	47:09	11	1:16:59	25	46:18	13	4:02:27
7	2147 Bjorn Reinseth	Nydalens Skiklub	NOR	56:31	30	15:11	7	58:23	17	1:16:52	24	37:45	10	4:04:42
8	2151 Alex Dobritskiy	Vesta SPb	RUS	1:00:41	32	19:15	13	1:09:11	19	53:09	15	48:22	14	4:10:38
9	2155 Razmetov Andrey	Vesta SPb	RUS	1:25:25	37	20:32	16	1:04:53	18	1:01:13	20	1:08:21	24	5:00:24
10	52 Carlo Dossi	58 polisportiva besanese	ITA	1:49:56	39	23:21	19	1:24:35	23	1:28:28	26	1:32:06	26	6:38:26

**Open M (67)**

Rg	Pett Nome	An. Società	Naz	T1	T2	T3	T4	T5	Tempo					
1	929 Karianne Hauge	14 Halden SK	NOR	32:25	1	15:14	1	44:11	12	43:00	4	36:47	2	2:51:37
2	1246 Jukka Kempainen	59 Kajaanin Suunnistajat	FIN	46:05	6	15:44	4	42:41	9	44:45	5	36:06	1	3:05:21
3	2205 Goran Larrson	Individuals/No club		33:05	3	15:34	3	50:01	19	54:43	11	48:20	6	3:21:43
4	2192 bertil Alexandersen	Fredrikstad Skiklubb	NOR	46:18	7	24:02	19	46:10	13	48:27	7	49:18	8	3:34:15
5	698 Aki Saranen	63 Helsingin Suunnistajat	FIN	36:39	5	21:00	13	43:54	11	57:04	13	59:40	11	3:38:17
6	1472 Mari Fläck	69 Grycksbo IFOK	SWE	52:58	10	23:31	18	1:01:38	23	1:20:24	16	1:07:22	14	4:45:53
7	828 Minna Heikkilä	69 Mäntsälän Urheilijat	FIN	59:21	14	26:38	22	1:10:49	28	1:35:14	24	1:25:58	22	5:38:00
8	2210 Catherine Poncet	O'Jura	FRA	1:06:20	17	28:40	23	1:06:37	25	1:28:59	19	1:28:43	23	5:39:19
9	2207 Yee Sze Wing	Hong Kong Orienteering Club	HKG	1:03:41	15	25:09	21	1:12:14	30	2:23:31	30	1:21:59	18	6:26:34
10	1048 Michael Saier	59 Swiss O Tours	SUI	1:25:49	23	49:28	28	1:32:34	33	1:31:39	21	1:08:33	16	6:28:03



## PARTNERS



Organizing Committee WOC-WTOC 2014 c/o APT Valsugana Villa Sissi

Loc. Parco, 3 - 38056 Levico Terme - Trento - Italy > Phone +39 0461 727700

info@woc2014.info - info@wtoc2014.info

[www.woc2014.info](http://www.woc2014.info)